

COUNTY OF GILLESPIE ... Investment Portfolio Summary ... For the Period Ending September 30, 2016



COUNTY OF GILLESPIE, TEXAS

# Investment Portfolio Summary

For the Period Ending  
September 30, 2016

Unaudited

## COUNTY OF GILLESPIE, TEXAS

### Investment Portfolio Summary


In accordance with the Public Funds Investment Act Sec 2256.023, not less than quarterly, the County Investment Officer shall prepare and submit to the Commissioners Court a written report of investment transactions for all funds for the preceding reporting period.

This portfolio is in compliance with the County of Gillespie's Investment Policy and applicable laws. The information contained in this report should not be used for any purpose other than determining compliance with the Act.

#### General Statement:

The County continues to take a conservative approach to investment of county funds. Investment strategies are built on cash flow versus fund name. County funds are predominantly invested in TexPool and Texas Class ... investment services for public funds ... and certificate of deposits. Depository interest-bearing checking accounts are used more as clearing accounts than a type of investment. The General Checking Account (multi-fund account) ... interest-bearing, with a one dollar (\$1.00) threshold ... is attached to a sweep account with a \$25,000.00 required minimum balance. The COB2001/Ref2010 Interest & Sinking, GOB2013 Jail Project, and GOB2013 Interest & Sinking funds are also in individual interest-bearing checking accounts, each with a one dollar (\$1.00) threshold ... and attached to sweep accounts with \$25,000.00 required minimum balances.

With the Investment Policy approved January 12, 2015 ... fee office accounts of County Clerk, District Clerk, Justice of Peace No 1 and Justice of Peace No 2 will be allowed to be attached to a single sweep account with a \$25,000.00 required minimum balance and the individual fee accounts will remain interest-bearing, with a one dollar (\$1.00) threshold. This option is pending financial institution restrictions.



**Laura Lundquist**  
County Treasurer ... County Investment Officer

## Taken From County Investment Policy

As Revised

### SECTION 5 INVESTMENT REPORTING AND PERFORMANCE EVALUATION

#### **Section 5.01 Quarterly Report**

In accordance with PFIA Sec. 2256.023, not less than quarterly, the County Investment Officer shall prepare and submit to the Commissioners Court a written report of investment transactions for all funds for the preceding reporting period within a reasonable time after the end of the period. An independent auditor, who will report findings to the Commissioners Court, shall formally review the report annually if the County invests in securities other than money market mutual funds, investment pools, or accounts offered by the depository bank.

The report must:

- 1) describe in detail the investment position of the County on the date of the report;
- 2) prepared by the investment officer of the County;
- 3) be signed by the investment officer of the County;
- 4) contain a summary statement of each pooled fund group that states the:
  - a) beginning market value for the reporting period;
  - b) ending market value for the period; and
  - c) fully accrued interest for the reporting period;
- 5) state the book value and market value of each separately invested asset at the beginning and end of the reporting period by the type of asset and fund type invested;
- 6) state the maturity date of each separately invested asset that has a maturity date;
- 7) state the account or fund or group of funds in the County for which each individual investment was acquired; and
- 8) state the compliance of the investment portfolio of the County as it relates to:
  - a) the investment strategy expressed in the Policy; and
  - b) relevant provisions of Sec. 2256.023

#### **Section 5.02 Notification of Investment Changes**

It shall be the duty of the County Investment Officer to notify the Commissioners Court of any significant changes in current investment methods and procedures prior to their implementation.



## **Section 7**                    **INVESTMENT STRATEGIES FOR FUNDS OR GROUP OF FUNDS**

### **Section 7.01**    **General Statement**

Funds of the County will be invested in accordance with federal and state laws, the County Investment *Policy* and written administrative procedures.

The County will invest according to investment strategies for each fund or pooled fund group. Investment strategies are built on cash flow versus fund name.

### **Section 7.02**    **Definitions**

**Bond Proceeds**            means the proceeds from the sale of bonds, notes, and other obligations issued by an entity, and reserves and funds maintained by an entity for debt service purposes.

**Funds**                    means public funds in the custody of a state agency or local government that:

- a)            are not required by law to be deposited in the state treasury; and
- b)            the investing entity has authority to invest.

**Investment Pool**            means an entity created under Chapter 2256, PFIA to invest public funds jointly on behalf of the entities that participate in the pool and whose investment objectives in order of priority are:

- a)            preservation and safety of principal;
- b)            liquidity; and
- c)            yield.

**Matching Approach**        an investment method that matches maturing investments with disbursements. This approach requires an accurate forecast of disbursement requirements.

**Pooled Fund Group**        means an internally created fund of an investing entity in which one or more accounts or funds of the investing entity are invested.

**Separately Invested Asset**    means an account or fund of a state agency or local government that is not invested in a pooled fund group.

### **Section 7.03 General Fund Group ... A Pooled Fund Group**

The County's operating expenditures and revenues to fund those expenditures are accounted for in the County's general fund group (General F.10; Road & Bridge F.15; Road Precincts F.16, F.17, F.18, F.19). Most of the general fund group is pooled with other County funds for investment purposes unless specific restrictions are placed upon such funds. The investment strategy for the general fund group, as well as for the County's investment pool as a whole, is the **Matching Approach**.

The maximum allowable stated maturity of any individual investment relating to the general fund group is twenty-four (24) months. Prior approval of the Investment Committee must be received before investing beyond a stated maturity of twelve (12) months. Prior approval of Commissioners Court, upon recommendation of the Investment Committee, must be received before investing beyond a stated maturity of twenty-four (24) months.

### **Section 7.04 Special Revenue Funds**

Operations that are funded with restricted revenues are accounted for as special revenue funds. Most of the special revenue funds are included for investment purposes in the County's investment pool except for some grant funds. Certain grant agreements require the use of separate bank accounts restricted for use of proceeds under the grant agreement. The investment strategy used for all special revenue funds not included in the County's investment pool is the **Matching Approach**.

### **Section 7.05 Debt Service Funds**

The debt service funds are used to account for bond proceeds. The debt service funds are not pooled with other funds but are separately invested largely in an **Investment Pool** with assets available on demand.

### **Section 7.06 Interest and Sinking Funds**

The interest and sinking funds are used to account for the accumulation of resources to fund periodic principal and interest payments on outstanding obligations. The revenue stream is predictable and the majority comes from ad valorem tax. The interest and sinking funds are not pooled with other funds but are separately invested. As practical ... funds may be invested in an **Investment Pool** account with assets available on demand.

### **Section 7.07 Capital Project Funds**

(open)

#### **Section 7.08 District Clerk Registry Funds**

Registry funds (trust accounts, bonds) are held in trust by the Gillespie County District Clerk and invested by the County Investment Officer. Investment strategy used for this fund is to invest in an **Investment Pool** with assets available on demand.

Existing investments made by the District Clerk ... prior to the "Cash Management Agreement" of May 2002 between the District Clerk and the County Treasurer ... are not required to be liquidated if these investments were authorized investments at the time of purchase.

#### **Section 7.09 County Clerk Registry Funds**

Registry funds (trust accounts, bonds, etc.) are held in trust by the Gillespie County Clerk and invested by the County Investment Officer. Investment strategy used for this fund is to invest in an **Investment Pool** with assets available on demand.

Existing investments made by the County Clerk ... prior to the "Cash Management Agreement" of January 2006 between the County Clerk and the County Treasurer ... are not required to be liquidated if these investments were authorized investments at the time of purchase.

#### **Section 7.10(a) Justice of the Peace No 1 Funds**

The Justice of the Peace No 1 funds ... court costs, fines, fees, bonds ... are accounted as a fund balance account with initial deposits placed in separate checking account. As practical ... funds may be invested in an **Investment Pool** account with assets available on demand.

With the Investment Policy approved January 12, 2015 ... fee office checking accounts of County Clerk, District Clerk, Justice of Peace No 1 and No 2 will be allowed to be attached to a single sweep account with a \$25,000.00 required minimum balance and the individual fee accounts will remain interest-bearing, with a one dollar (\$1.00) threshold.

Thus, maintaining all funds liquid.

#### **Section 7.10(b) Justice of the Peace No 2 Funds**

The Justice of the Peace No 2 funds ... court costs, fines, fees, bonds ... are accounted as a fund balance account with initial deposits placed in separate checking account. As practical ... funds may be invested in an **Investment Pool** account with assets available on demand.

With the Investment Policy approved January 12, 2015 ... fee office checking accounts of County Clerk, District Clerk, Justice of Peace No 1 and No 2 will be allowed to be attached to a single sweep account with a \$25,000.00 required minimum balance and the individual fee accounts will remain interest-bearing, with a one dollar (\$1.00) threshold.

Thus, maintaining all funds liquid.



#### **Section 7.11 County Attorney Hot Check Funds**

The County Attorney Hot Check funds are not pooled with other funds but held in a separate checking account. As practical ... funds may be invested in an Investment Pool account with assets available on demand.

Thus, maintaining all funds liquid.

#### **Section 7.12 District Clerk Funds**

The District Clerk funds ... court costs, fines, fees, bonds ... are accounted as a fund balance account with initial deposits placed in separate checking account. As practical ... funds may be invested in an Investment Pool account with assets available on demand.

With the Investment Policy approved January 12, 2015 ... fee office checking accounts of County Clerk, District Clerk, Justice of Peace No 1 and No 2 will be allowed to be attached to a single sweep account with a \$25,000.00 required minimum balance and the individual fee accounts will remain interest-bearing, with a one dollar (\$1.00) threshold.

Thus, maintaining all funds liquid.

#### **Section 7.13 County Clerk Funds**

The County Clerk funds ... court costs, fines, fees, bonds ... are accounted as a fund balance account with initial deposits placed in separate checking account. As practical ... funds may be invested in an Investment Pool account with assets available on demand.

With the Investment Policy approved January 12, 2015 ... fee office checking accounts of County Clerk, District Clerk, Justice of Peace No 1 and No 2 will be allowed to be attached to a single sweep account with a \$25,000.00 required minimum balance and the individual fee accounts will remain interest-bearing, with a one dollar (\$1.00) threshold.

Thus, maintaining all funds liquid.

COUNTY OF GILLESPIE

Investment / Cash Summary

For the Period Ending June 30, 2016 Through September 30, 2016

Financial Entity	June.2016						July.2016						
	Account Description	Investment Pools	Certificates of Deposit	Agency / Treasury	Checking	Sweep	Totals	Investment Pools	Certificates of Deposit	Agency / Treasury	Checking	Sweep	Totals
<b>TexPool ... Investment Pool for Government Entities</b>													
General Account ... multi-fund account	3,491,661.66						3,491,661.66	3,492,755.83					3,492,755.83
GOB Series 2013 - Jail Project	0.00						0.00	0.00					0.00
COB 2001/Ref 2010 Interest & Sinking	711.76						711.76	712.07					712.07
District Clerk Holding In Trust	18,056.59						18,056.59	18,062.28					18,062.28
County Clerk Holding In Trust	<u>120,778.56</u>						120,778.56	<u>120,816.39</u>					120,816.39
	3,631,208.57							3,632,346.57					
<b>Texas Class ... Investment Pool for Government Entities</b>													
GOB Series 2013 - Jail Project	334,003.30						334,003.30	272,162.68					272,162.68
<b>Bianco National Bank</b>													
General Fund (10.)		2,400,000.00					2,400,000.00	2,400,000.00					2,400,000.00
<b>Security State Bank &amp; Trust</b>													
<b>Sweep Accounts</b>													
General Account ... multi-fund account						10,581,698.61	10,581,698.61					10,006,117.30	10,006,117.30
COB 2001/Ref 2010 Interest & Sinking						0.00	0.00					68,983.28	68,983.28
GOB Series 2013 - Jail Project						40,499.96	40,499.96					42,548.72	42,548.72
GOB Series 2013 - Interesting & Sinking						0.00	0.00					589,580.80	589,580.80
<b>Other Accounts</b>													
General Fund (10.)		2,650,000.00		284.93			2,650,284.93	2,650,000.00			16.71		2,650,016.71
COB 2001/Ref 2010 Interest & Sinking				67,408.78			67,408.78				2.02		2.02
County Attorney HCP				12,313.97			12,313.97				11,160.17		11,160.17
Appellate Judicial				479.90			479.90				604.92		604.92
Justice of Peace No 1				63,778.36			63,778.36				47,918.64		47,918.64
Justice of Peace No 2				31,876.11			31,876.11				17,544.84		17,544.84
District Clerk ... General Operating				45,687.97			45,687.97				42,989.19		42,989.19
County Clerk ... General Operating				75,347.29			75,347.29				56,943.00		56,943.00
GOB Series 2013 - Jail Project				1.00			1.00				1.00		1.00
GOB Series 2013 - Interest & Sinking				581,438.95			581,438.95				11.36		11.36
<b>Totals</b>	<b>3,965,211.87</b>	<b>5,050,000.00</b>	<b>0.00</b>	<b>878,617.26</b>	<b>10,622,198.57</b>	<b>20,516,027.70</b>	<b>3,904,509.25</b>	<b>5,050,000.00</b>	<b>0.00</b>	<b>177,191.85</b>	<b>10,707,230.10</b>	<b>19,838,931.20</b>	
<b>Monthly Net Change</b>								<b>(60,702.62)</b>	<b>0.00</b>	<b>0.00</b>	<b>(701,425.41)</b>	<b>85,031.53</b>	<b>(677,096.50)</b>



COUNTY OF GILLESPIE

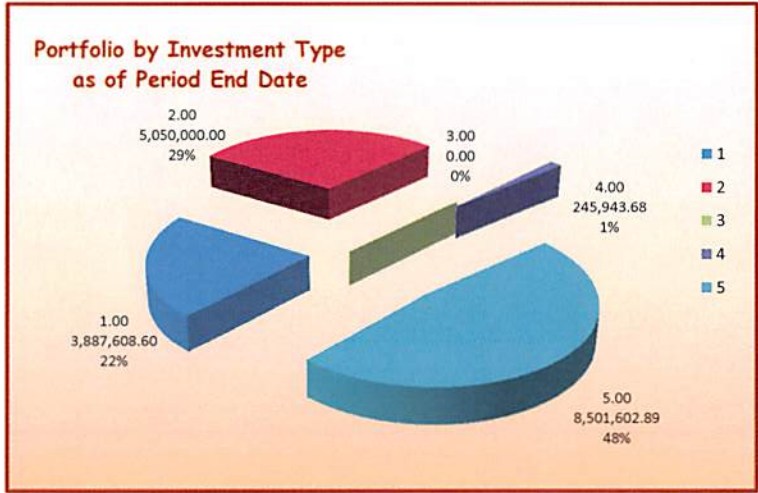
Investment / Cash Summary

For the Period Ending June 30, 2016 Through September 30, 2016

August.2016						September.2016						Financial Entity
Investment Pools	Certificates of Deposit	Agency / Treasury	Checking	Sweep	Totals	Investment Pools	Certificates of Deposit	Agency / Treasury	Checking	Sweep	Totals	Account Description
												<b>TexPool ... Investment Pool for Government Entities</b>
3,493,864.45					3,493,864.45	3,494,955.43					3,494,955.43	General Account ... multi-fund account
0.00					0.00	0.00					0.00	GOB Series 2013 - Jail Project
712.38					712.38	712.68					712.68	COB 2001/Ref 2010 Interest & Sinking
18,068.01					18,068.01	18,073.71					18,073.71	District Clerk Holding In Trust
<u>120,854.70</u>					120,854.70	<u>120,892.46</u>					120,892.46	County Clerk Holding In Trust
3,633,499.54						3,634,634.28						
												<b>Texas Class ... Investment Pool for Government Entities</b>
252,815.04					252,815.04	252,974.32					252,974.32	GOB Series 2013 - Jail Project
												<b>Blanco National Bank</b>
	2,400,000.00				2,400,000.00	2,400,000.00					2,400,000.00	General Fund (10.)
												<b>Security State Bank &amp; Trust</b>
												<b>Sweep Accounts</b>
				8,794,437.19	8,794,437.19					8,032,700.61	8,032,700.61	General Account .. multi-fund account
				58,618.09	58,618.09					59,453.41	59,453.41	COB 2001/Ref 2010 Interest & Sinking
				42,569.56	42,569.56					42,587.06	42,587.06	GOB Series 2013 - Jail Project
				362,494.94	362,494.94					366,861.81	366,861.81	GOB Series 2013 - Interesting & Sinking
												<b>Other Accounts</b>
	2,650,000.00		(200.19)		2,649,799.81	2,650,000.00		(156.03)			2,649,843.97	General Fund (10.)
			1.00		1.00				1.00		1.00	COB 2001/Ref 2010 Interest & Sinking
			12,592.81		12,592.81				12,196.34		12,196.34	County Attorney HCP
			850.68		850.68				920.91		920.91	Appellate Judicial
			45,469.40		45,469.40				63,306.73		63,306.73	Justice of Peace No 1
			19,283.06		19,283.06				33,231.21		33,231.21	Justice of Peace No 2
			90,585.43		90,585.43				52,237.21		52,237.21	District Clerk ... General Operating
			65,587.29		65,587.29				84,204.31		84,204.31	County Clerk ... General Operating
			1.00		1.00				1.00		1.00	GOB Series 2013 - Jail Project
			1.00		1.00				1.00		1.00	GOB Series 2013 - Interest & Sinking
<b>3,886,314.58</b>	<b>5,050,000.00</b>	<b>0.00</b>	<b>234,171.48</b>	<b>9,258,119.78</b>	<b>18,428,605.84</b>	<b>3,887,608.60</b>	<b>5,050,000.00</b>	<b>0.00</b>	<b>245,943.68</b>	<b>8,501,602.89</b>	<b>17,685,155.17</b>	<b>Totals</b>
<b>(18,194.67)</b>	<b>0.00</b>	<b>0.00</b>	<b>56,979.63</b>	<b>(1,449,110.32)</b>	<b>(1,410,325.36)</b>	<b>1,294.02</b>	<b>0.00</b>	<b>0.00</b>	<b>11,772.20</b>	<b>(756,516.89)</b>	<b>(743,450.67)</b>	<b>Monthly Net Change</b>
						<b>(77,603.27)</b>	<b>0.00</b>	<b>0.00</b>	<b>(632,673.58)</b>	<b>(2,120,595.68)</b>	<b>(2,830,872.53)</b>	<b>Quarterly Net Change</b>

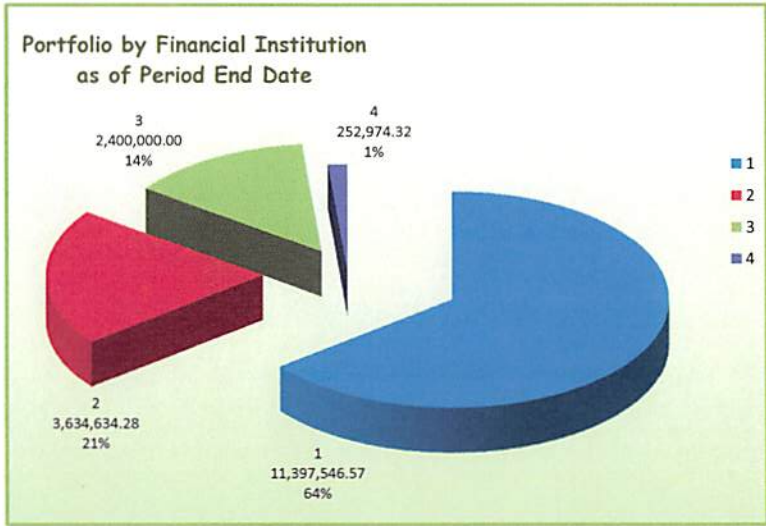
COUNTY OF GILLESPIE

Investment / Cash Summary  
For the Period Ending June 30, 2016 Through September 30, 2016



**Portfolio by Investment Type  
As of September 30, 2016**

1	3,887,608.60	Investment Pools
2	5,050,000.00	Certificates of Deposit
3	0.00	Agency / Treasury
4	245,943.68	Checking
5	<u>8,501,602.89</u>	Sweep
	17,685,155.17	Total



**Portfolio by Financial Institution  
As of September 30, 2016**

1	11,397,546.57	Security State Bank & Trust
2	3,634,634.28	TexPool
3	2,400,000.00	Blanco National Bank
4	<u>252,974.32</u>	Texas Class
	17,685,155.17	Total



COUNTY OF GILLESPIE

Investment Type ... Interest Accrual  
For the Period of July, 2016 through September, 2016

Financial Institution Investment Account Description	July, 2016				August, 2016				September, 2016						
	Investment Type		Fully Accrued Interest		Investment Type		Fully Accrued Interest		Investment Type		Fully Accrued Interest				
	Investment Pool	Certificates of Deposit	Investment Pool	CD(s)	Totals	Investment Pool	Certificates of Deposit	Investment Pool	CD(s)	Totals	Investment Pool	Certificates of Deposit	Investment Pool	CD(s)	Totals
<b>Investment Pool for Public Entities</b>															
<b>TexPool</b>															
General Account ... multi-fund account	3,492,755.83		1,094.17		1,094.17	3,493,864.45		1,108.62		1,108.62	3,494,955.43		1,090.98		1,090.98
GOB Series 2013 - Jail Project	0.00		0.00		0.00	0.00		0.00		0.00	0.00		0.00		0.00
COB 2001/Ref 2010 Interest & Sinking	712.07		0.31		0.31	712.38		0.31		0.31	712.68		0.30		0.30
District Clerk Holding In Trust	18,062.28		5.69		5.69	18,068.01		5.73		5.73	18,073.71		5.70		5.70
County Clerk Holding In Trust	120,816.39		37.83		37.83	120,854.70		38.31		38.31	120,892.46		37.76		37.76
Sub Totals	3,632,346.57		1,138.00		1,138.00	3,633,499.54		1,152.97		1,152.97	3,634,634.28		1,154.74		1,154.74
<b>Investment Pool for Public Entities</b>															
<b>TexasClass</b>															
GOB Series 2013 - Jail Project	272,162.68		159.38		159.38	252,815.04		152.36		152.36	252,974.32		159.28		159.28
Sub Totals	272,162.68		159.38		159.38	252,815.04		152.36		152.36	252,974.32		159.28		159.28



COUNTY OF GILLESPIE

Investment Type ... Interest Accrual  
For the Period of July.2016 through September.2016

Financial Institution	July.2016					August.2016					September.2016							
	Investment Account Description	Investment Type		Fully Accrued Interest		Investment Account Description	Investment Type		Fully Accrued Interest		Investment Account Description	Investment Type		Fully Accrued Interest				
		Investment Pool	Certificates of Deposit	Investment Pool	CD(s)		Totals	Investment Pool	Certificates of Deposit	Investment Pool		CD(s)	Totals	Investment Pool	Certificates of Deposit	Investment Pool	CD(s)	Totals
	<b>Certificates of Deposit</b>																	
	<b>General Fund (10.) ... Invested by cash flow</b>																	
	<b>Blanco National Bank</b>																	
	0.45% annum .. Maturity 11.07.2016		100,000.00		36.99	36.99			100,000.00		38.22	38.22			100,000.00		38.22	38.22
	0.45% annum .. Maturity 02.11.2017		100,000.00		36.99	36.99			100,000.00		38.22	38.22			100,000.00		38.22	38.22
	0.45% annum .. Maturity 01.02.2017		100,000.00		36.99	36.99			100,000.00		38.22	38.22			100,000.00		38.22	38.22
	0.45% annum .. Maturity 07.19.2017		100,000.00			0.00			100,000.00		38.22	38.22			100,000.00		38.22	38.22
	0.45% annum .. Maturity 07.19.2016 ... renewed				36.99	36.99												0.00
	0.45% annum .. Maturity 03.07.2017		100,000.00		36.99	36.99			100,000.00		38.22	38.22			100,000.00		38.22	38.22
	0.45% annum .. Maturity 09.07.2017					0.00								100,000.00				0.00
	0.45% annum .. Maturity 09.07.2016 ... renewed		100,000.00		36.99	36.99			100,000.00		38.22	38.22					38.22	38.22
	0.45% annum .. Maturity 10.07.2016		100,000.00		36.99	36.99			100,000.00		38.22	38.22			100,000.00		38.22	38.22
	0.45% annum .. Maturity 05.28.2017		100,000.00		36.99	36.99			100,000.00		38.22	38.22			100,000.00		38.22	38.22
	0.45% annum .. Maturity 05.28.2017		100,000.00		36.99	36.99			100,000.00		38.22	38.22			100,000.00		38.22	38.22
	0.45% annum .. Maturity 08.02.2017					0.00			100,000.00			0.00			100,000.00		38.22	38.22
	0.45% annum .. Maturity 08.02.2016 ... renewed		100,000.00		36.99	36.99					38.22	38.22						0.00
	0.45% annum .. Maturity 11.02.2016		100,000.00		36.99	36.99			100,000.00		38.22	38.22			100,000.00		38.22	38.22
	0.45% annum .. Maturity 12.02.2016		100,000.00		36.99	36.99			100,000.00		38.22	38.22			100,000.00		38.22	38.22
	0.45% annum .. Maturity 04.18.2017		100,000.00		36.99	36.99			100,000.00		38.22	38.22			100,000.00		38.22	38.22
	0.45% annum .. Maturity 11.22.2016		100,000.00		36.99	36.99			100,000.00		38.22	38.22			100,000.00		38.22	38.22
	0.45% annum .. Maturity 01.30.2017		100,000.00			38.22	38.22		100,000.00		38.22	38.22			100,000.00		38.22	38.22
	0.45% annum .. Maturity 01.30.2017		100,000.00			38.22	38.22		100,000.00		38.22	38.22			100,000.00		38.22	38.22
	0.45% annum .. Maturity 03.05.2017		100,000.00		36.99	36.99			100,000.00		38.22	38.22			100,000.00		38.22	38.22
	0.45% annum .. Maturity 04.01.2017		100,000.00		36.99	36.99			100,000.00		38.22	38.22			100,000.00		38.22	38.22
	0.45% annum .. Maturity 12.01.2016		100,000.00		36.99	36.99			100,000.00		38.22	38.22			100,000.00		38.22	38.22
	0.45% annum .. Maturity 04.01.2017		100,000.00		36.99	36.99			100,000.00		38.22	38.22			100,000.00		38.22	38.22
	0.45% annum .. Maturity 04.01.2017		100,000.00		36.99	36.99			100,000.00		38.22	38.22			100,000.00		38.22	38.22
	0.45% annum .. Maturity 04.15.2017		100,000.00		36.99	36.99			100,000.00		38.22	38.22			100,000.00		38.22	38.22
	0.45% annum .. Maturity 06.01.2017		100,000.00		36.99	36.99			100,000.00		38.22	38.22			100,000.00		38.22	38.22
	0.45% annum .. Maturity 06.01.2016 ... renewed					0.00												0.00
	0.45% annum .. Maturity 06.15.2017		100,000.00		36.99	36.99			100,000.00		38.22	38.22			100,000.00		38.22	38.22
	0.45% annum .. Maturity 06.15.2016 ... renewed					0.00												0.00
	Sub Totals		2,400,000.00		890.22	890.22			2,400,000.00		917.28	917.28			2,400,000.00		917.28	917.28



COUNTY OF GILLESPIE

Investment Type ... Interest Accrual  
For the Period of July.2016 through September.2016

Financial Institution	July.2016					August.2016					September.2016					
	Investment Type		Fully Accrued Interest			Investment Type		Fully Accrued Interest			Investment Type		Fully Accrued Interest			
	Investment Account Description	Investment Pool	Certificates of Deposit	Investment Pool	CD(s)	Totals	Investment Pool	Certificates of Deposit	Investment Pool	CD(s)	Totals	Investment Pool	Certificates of Deposit	Investment Pool	CD(s)	Totals
<b>Certificates of Deposit</b>																
<b>General Fund (10.) ... Invested by cash flow</b>																
<b>Security State Bank &amp; Trust</b>																
	0.35% annum .. Maturity 02.11.2017		100,000.00		29.73	29.73		100,000.00		29.73	29.73		100,000.00		29.73	29.73
	0.35% annum .. Maturity 05.02.2017		100,000.00		29.73	29.73		100,000.00		29.73	29.73		100,000.00		29.73	29.73
	0.35% annum .. Maturity 02.28.2017		100,000.00		29.73	29.73		100,000.00		29.73	29.73		100,000.00		29.73	29.73
	0.35% annum .. Maturity 10.29.2016		100,000.00		29.73	29.73		100,000.00		29.73	29.73		100,000.00		29.73	29.73
	0.35% annum .. Maturity 03.04.2017		250,000.00		74.32	74.32		250,000.00		74.32	74.32		250,000.00		74.32	74.32
	0.35% annum .. Maturity 04.01.2017		500,000.00		148.63	148.63		500,000.00		148.63	148.63		500,000.00		148.63	148.63
	0.40% annum .. Maturity 07.01.2017		500,000.00			0.00		500,000.00		169.86	169.86		500,000.00		169.86	169.86
	0.35% annum .. Maturity 07.01.2016 ... renewed				148.63	148.63				0.00	0.00				0.00	0.00
	0.35% annum .. Maturity 10.01.2016		500,000.00		148.63	148.63		500,000.00		148.63	148.63		500,000.00		148.63	148.63
	0.35% annum .. Maturity 01.01.2017		500,000.00		148.63	148.63		500,000.00		148.63	148.63		500,000.00		148.63	148.63
	Sub Totals		2,650,000.00		787.76	787.76		2,650,000.00		808.99	808.99		2,650,000.00		808.99	808.99
	<b>Totals</b>	<b>3,904,509.25</b>	<b>5,050,000.00</b>	<b>1,297.38</b>	<b>1,677.98</b>	<b>2,975.36</b>	<b>3,886,314.58</b>	<b>5,050,000.00</b>	<b>1,305.33</b>	<b>1,726.27</b>	<b>3,031.60</b>	<b>3,887,608.60</b>	<b>5,050,000.00</b>	<b>1,294.02</b>	<b>1,726.27</b>	<b>3,020.29</b>
	<b>Total Interest Earnings For Covered Period</b>	<b>Interest Earnings For Covered Period First Month of Reporting Period</b>	<b>1,297.38</b>	<b>1,677.98</b>	<b>2,975.36</b>	<b>Interest Earnings For Covered Period First Two Months of Reporting Period</b>	<b>2,602.71</b>	<b>3,404.25</b>	<b>6,006.96</b>	<b>Interest Earnings For Covered Period Full Three Months of Reporting Period</b>	<b>3,896.73</b>	<b>5,130.52</b>	<b>9,027.25</b>			

**COUNTY OF GILLESPIE**

**Checking, Sweep, Money Market Accounts ... Interest Accrual  
Period of July.2016 Through September.2016**

		July.2016						
Financial Institution	Investment Type	Fully Accrued Interest						
Investment Account Description	Checking	Sweep	Money Market	Checking	Sweep	Money Market	Totals	
<b>Security State Bank &amp; Trust County Depository</b>								
<b>Checking Accounts</b>								
General Account ... multi-fund account	16.71			0.01			0.01	
COB Series 2001 / Ref 2010 Interest & Sinking	2.02			1.02			1.02	
GOB Series 2013 - Jail Project	1.00			0.00			0.00	
GOB Series 2013 - Jail Project Interest & Sinking	11.36			10.36			10.36	
County Attorney Hot Check	11,160.17			0.47			0.47	
Appellate Judicial	604.92			0.02			0.02	
Justice of Peace No 1	47,918.64			2.07			2.07	
Justice of Peace No 2	17,544.84			1.05			1.05	
County Clerk ... General Operating	42,989.19			2.39			2.39	
District Clerk ... General Operating	56,943.00			2.75			2.75	
<b>Sweep Accounts</b>								
General Account ... multi-fund account		10,006,117.30			4,092.05		4,092.05	
COB Series 2001 / Ref 2010 Interest & Sinking		68,983.28			16.89		16.89	
GOB Series 2013 - Jail Project		42,548.72			21.49		21.49	
GOB Series 2013 - Interest & Sinking		589,580.80			128.80		128.80	
<b>Money Market Accounts</b>								
(none)							0.00	
<b>Totals</b>	<b>177,191.85</b>	<b>10,707,230.10</b>	<b>0.00</b>	<b>20.14</b>	<b>4,259.23</b>	<b>0.00</b>	<b>4,279.37</b>	
<b>Total Interest Accruals for Covered Periods</b>	<b>Interest Earnings For Covered Period First Month of Reporting Period</b>			<b>20.14</b>	<b>4,259.23</b>	<b>0.00</b>	<b>4,279.37</b>	



COUNTY OF GILLESPIE

Checking, Sweep, Money Market Accounts ... Interest Accrual  
Period of July.2016 Through September.2016

August.2016							
Financial Institution	Investment Type			Fully Accrued Interest			
Investment Account Description	Checking	Sweep	Money Market	Checking	Sweep	Money Market	Totals
<b>Security State Bank &amp; Trust</b> County Depository							
<b>Checking Accounts</b>							
General Account ... multi-fund account	(200.19)			0.00			0.00
COB Series 2001 / Ref 2010 Interest & Sinking	1.00			0.00			0.00
GOB Series 2013 - Jail Project	1.00			0.00			0.00
GOB Series 2013 - Jail Project Interest & Sinking	1.00			0.00			0.00
County Attorney Hot Check	12,592.81			0.54			0.54
Appellate Judicial	850.68			0.04			0.04
Justice of Peace No 1	45,469.40			2.77			2.77
Justice of Peace No 2	19,283.06			1.15			1.15
County Clerk ... General Operating	90,585.43			2.95			2.95
District Clerk ... General Operating	65,587.29			2.69			2.69
<b>Sweep Accounts</b>							
General Account ... multi-fund account		8,794,437.19			4,241.20		4,241.20
COB Series 2001 / Ref 2010 Interest & Sinking		58,618.09			28.20		28.20
GOB Series 2013 - Jail Project		42,569.56			20.84		20.84
GOB Series 2013 - Interest & Sinking		362,494.94			201.11		201.11
<b>Money Market Accounts</b>							
(none)							0.00
<b>Totals</b>	<b>234,171.48</b>	<b>9,258,119.78</b>	<b>0.00</b>	<b>10.14</b>	<b>4,491.35</b>	<b>0.00</b>	<b>4,501.49</b>
<b>Total Interest Accruals for Covered Periods</b>	<b>Interest Earnings For Covered Period First Two Months of Reporting Period</b>			<b>30.28</b>	<b>8,750.58</b>	<b>0.00</b>	<b>8,780.86</b>

COUNTY OF GILLESPIE

Checking, Sweep, Money Market Accounts ... Interest Accrual  
 Period of July.2016 Through September.2016

		September.2016					
Financial Institution	Investment Type	Fully Accrued Interest					
Investment Account Description	Checking	Sweep	Money Market	Checking	Sweep	Money Market	Totals
<b>Security State Bank &amp; Trust County Depository</b>							
<b>Checking Accounts</b>							
General Account ... multi-fund account	(156.03)			0.01			0.01
COB Series 2001 / Ref 2010 Interest & Sinking	1.00			0.00			0.00
GOB Series 2013 - Jail Project	1.00			0.00			0.00
GOB Series 2013 - Jail Project Interest & Sinking	1.00			0.00			0.00
County Attorney Hot Check	12,196.34			0.52			0.52
Appellate Judicial	920.91			0.04			0.04
Justice of Peace No 1	63,306.73			2.19			2.19
Justice of Peace No 2	33,231.21			1.02			1.02
County Clerk ... General Operating	84,204.31			3.02			3.02
District Clerk ... General Operating	52,237.21			3.02			3.02
<b>Sweep Accounts</b>							
General Account ... multi-fund account		8,032,700.61			3,526.28		3,526.28
COB Series 2001 / Ref 2010 Interest & Sinking		59,453.41			24.28		24.28
GOB Series 2013 - Jail Project		42,587.06			17.50		17.50
GOB Series 2013 - Interest & Sinking		366,861.81			149.98		149.98
<b>Money Market Accounts</b>							
(none)							0.00
<b>Totals</b>	<b>245,943.68</b>	<b>8,501,602.89</b>	<b>0.00</b>	<b>9.82</b>	<b>3,718.04</b>	<b>0.00</b>	<b>3,727.86</b>
<b>Total Interest Accruals for Covered Periods</b>		<b>Interest Earnings For Covered Period Full Three Months of Reporting Period</b>					
		<b>40.10 12,468.62 0.00 12,508.72</b>					



COUNTY OF GILLESPIE

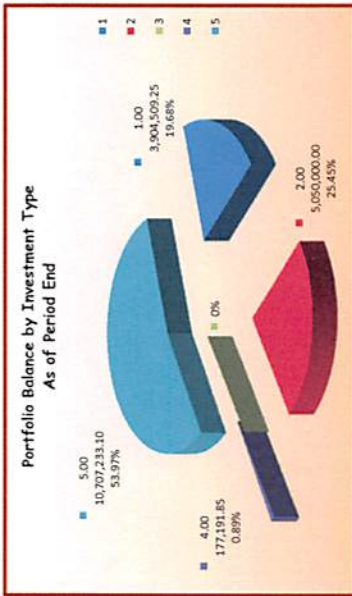
Comparison of Investment to Investment Yield  
For Period of July 2016

Financial Institution Investment Account Description	As of July 31, 2016					For the Period of July 2016						
	Investment Pools	Certificates of Deposit	Agency / Treasury	Checking	Sweep	Totals	Investment Pools	Certificates of Deposit	Agency / Treasury	Checking	Sweep	Totals
<b>Texas Pool Investment Pool for Public Entities</b>												
General Account ... multi-fund account	3,492,755.83					3,492,755.83	1,094.17					1,094.17
COB Series 2013 ... Jail Project	0.00					0.00	0.00					0.00
COB Series 2001 / COB/ending 2010 Interest	712.07					712.07	0.31					0.31
District Clerk ... Holding In Trust	18,062.28					18,062.28	5.69					5.69
County Clerk ... Holding In Trust	120,816.39					120,816.39	37.83					37.83
Sub-totals	3,632,346.57					3,632,346.57	1,138.00					1,138.00
<b>Texas Court Investment Pool for Public Entities</b>												
COB Series 2013 ... Jail Project	272,162.68					272,162.68	159.38					159.38
<b>Bianco National Bank</b>												
Certificates of Deposit		2,400,000.00				2,400,000.00		890.22				890.22
<b>Security State Bank &amp; Trust County Depository</b>												
General Fund (10)		2,650,000.00				2,650,000.00		787.76				787.76
<b>Checking Accounts</b>												
General Account ... multi-fund account				16.71		16.71				0.01		0.01
COB 2001/Rev 2010 Interest & Sinking				2.02		2.02				1.02		1.02
COB Series 2013 ... Jail Project				1.00		1.00				0.00		0.00
Sinking				11.36		11.36				10.36		10.36
County Attorney Hot Check Program				11,160.17		11,160.17				0.47		0.47
Appellate Judicial				604.92		604.92				0.02		0.02
Justice of Peace No 1				47,918.64		47,918.64				2.07		2.07
Justice of Peace No 2				17,544.84		17,544.84				1.05		1.05
County Clerk ... General Operating				42,989.19		42,989.19				2.39		2.39
District Clerk ... General Operating				56,943.00		56,943.00				2.75		2.75
<b>Sweep Accounts</b>												
General Account ... multi-fund account				10,006,117.30		10,006,117.30				4,092.05		4,092.05
COB 2001/Rev 2010 Interest & Sinking				68,986.28		68,986.28				16.89		16.89
COB Series 2013 ... Jail Project Account				42,548.72		42,548.72				21.49		21.49
COB Series 2013 ... Interest & Sinking				589,580.80		589,580.80				128.80		128.80
<b>Account Balance Totals</b>	3,904,309.25	\$,050,000.00	0.00	177,181.85	10,707,433.10	19,538,934.20	1,297.38	1,877.98	0.00	20.14	4,239.23	7,254.73
<b>Interest Accrual Totals</b>												

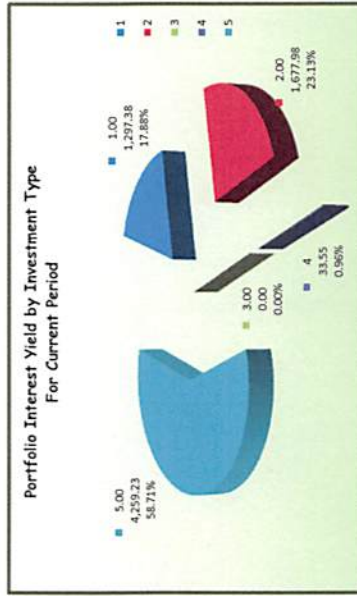


COUNTY OF GILLESPIE

Comparison of Investment to Investment Yield  
For Period of July 2016



Investment Type	Balance
1	3,904,509.25
2	5,050,000.00
3	0.00
4	177,191.85
5	10,707,233.10
<b>Total</b>	<b>19,838,934.20</b>



Investment Type	Yield
1	1,297.38
2	1,677.98
3	0.00
4	20.14
5	4,259.23
<b>Total</b>	<b>7,254.73</b>

**Custodial Risk** -- All deposits are collateralized over 100%. All collateral (exclusive of FDIC coverage) is placed with a third party that is not a depository of the County, and collateral is pledged to Gillespie County. The County does not invest in CDARS. Security State Bank & Trust (County Depository) with Front National Bank, San Antonio, Texas and Blanco National Bank with Texas Independent Bank, Dallas, Texas.

**Interest Rate Risk** -- The County Investment Policy does not place limits on investment maturities as a means of managing its exposure to fair value losses arising from increasing interest rates.

**Credit Risk** -- At April 2016 -- The County had no investments in commercial paper, corporate bonds, mutual funds. The investment pool TexPool was rated AA(+) by Standard & Poor's. The investment pool Texas Class was rated AAA(+) by Standard & Poor's.

**Concentration of Credit Risk** -- The County does not place any limit on the amount the County may invest with any one issuer. At April 2016, the County had:

19.68%	% of its assets/investments in investment pools
23.43%	% of its assets/investments in certificates of deposit
0.00%	% of its assets/investments in agency/treasury
0.88%	% of its assets/investments in checking accounts
53.97%	% of its assets/investments in sweep accounts

COUNTY OF GILLESPIE

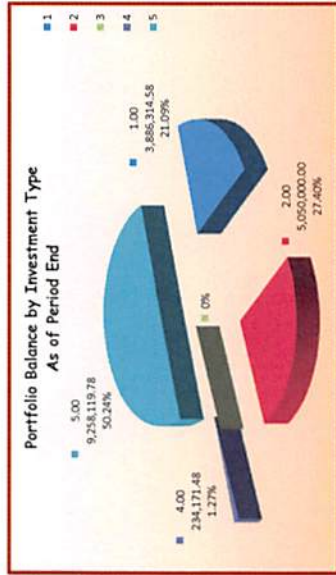
Comparison of Investment to Investment Yield  
For Period of August,2016

Financial Institution		As of August 31, 2016				For the Period of August,2016			
Investment Account Description	Investment Pools	Certificates of Deposit	Agency / Treasury	Checking	Sweep	Totals	Investment Pools	Certificates of Deposit	Agency / Treasury
<b>TePool</b>	Investment Pool for Public Entities	3,493,864.45	3,493,864.45	1,108.62	1,108.62	1,108.62	1,108.62	0.00	0.00
	General Account - multi-fund account	0.00	0.00	0.00	0.00	0.00	0.00	0.00	0.00
	GOB Series 2013 - Jail Project	712.38	712.38	0.31	0.31	0.31	0.31	0.00	0.00
	COB Series 2001 / GOE Funding 2010 Rev	18,068.01	18,068.01	5.73	5.73	5.73	5.73	0.00	0.00
	District Clerk - Holding in Trust	120,854.70	120,854.70	38.31	38.31	38.31	38.31	0.00	0.00
	County Clerk - Holding in Trust	3,633,499.54	3,633,499.54	1,152.97	1,152.97	1,152.97	1,152.97	0.00	0.00
	Sub-totals	3,633,499.54	3,633,499.54	1,152.97	1,152.97	1,152.97	1,152.97	0.00	0.00
<b>Texas Class</b>	Investment Pool for Public Entities	252,815.04	252,815.04	152.36	152.36	152.36	152.36	0.00	0.00
	GOB Series 2013 - Jail Project								
	Blanco National Bank								
	Certificates of Deposit								
	General Fund (10)	2,400,000.00	2,400,000.00	917.28	917.28	917.28	917.28	0.00	0.00
	Security State Bank & Trust								
	County Depository								
	Certificates of Deposit								
	General Fund (10)								
	Checking Accounts								
	General Fund (10)	2,650,000.00	2,650,000.00	808.99	808.99	808.99	808.99	0.00	0.00
	General Account - multi-fund account								
	COB 2001/Rev 2010 Interest & Sweeping	1.00	(200.19)	0.00	0.00	0.00	0.00	0.00	0.00
	GOB Series 2013 - Jail Project	1.00	1.00	0.00	0.00	0.00	0.00	0.00	0.00
	Sweeping	1.00	1.00	0.00	0.00	0.00	0.00	0.00	0.00
	County Attorney Hot Check Program	12,592.81	12,592.81	0.54	0.54	0.54	0.54	0.00	0.00
	Agencies Judicial	850.68	850.68	0.04	0.04	0.04	0.04	0.00	0.00
	Justice of Peace No 1	45,469.40	45,469.40	2.77	2.77	2.77	2.77	0.00	0.00
	Justice of Peace No 2	19,283.06	19,283.06	1.15	1.15	1.15	1.15	0.00	0.00
	County Clerk - General Operating	90,585.43	90,585.43	2.95	2.95	2.95	2.95	0.00	0.00
	District Clerk - General Operating	65,587.29	65,587.29	2.69	2.69	2.69	2.69	0.00	0.00
	Sweep Accounts								
	General Account - multi-fund account	8,794,437.19	8,794,437.19	4,241.20	4,241.20	4,241.20	4,241.20	0.00	0.00
	COB 2001/Rev 2010 Interest & Sweeping	58,618.09	58,618.09	28.20	28.20	28.20	28.20	0.00	0.00
	GOB Series 2013 - Jail Project Account	42,569.56	42,569.56	20.84	20.84	20.84	20.84	0.00	0.00
	GOB Series 2013 - Interest & Sweeping	362,494.94	362,494.94	201.11	201.11	201.11	201.11	0.00	0.00
	Account Balance Totals	3,886,314.58	5,090,000.00	0.00	234,171.48	9,258,119.78	18,428,605.24	1,305.33	1,726.27
	Interest Accrual Totals							0.00	10.14
								4,491.36	7,533.09



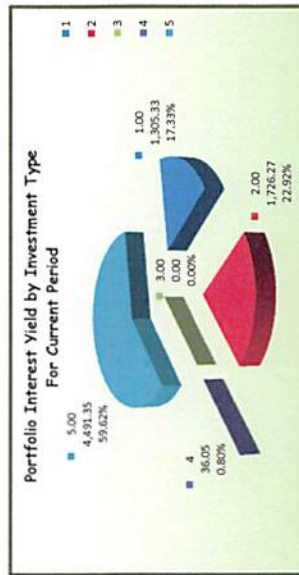
COUNTY OF GILLESPIE

Comparison of Investment to Investment Yield  
For Period of August.2016



**Portfolio Balance by Investment Type**

	Investment	TexPool
1	3,896,314.58	3,633,499.54
2	5,050,000.00	252,815.04
3	0.00	2,400,000.00
4	234,171.48	0.00
5	9,258,119.78	2,650,000.00
	<b>Total</b>	<b>18,428,605.84</b>



**Portfolio Interest Yield by Investment Type**

	Investment	TexPool
1	1,305.33	1,152.97
2	1,726.27	152.36
3	0.00	917.28
4	10.14	808.99
5	4,491.35	0.00
	<b>Total</b>	<b>7,533.09</b>

**Custodial Risk** .. All deposits are collateralized over 100%, all collateral (exclusive FDIC coverage) is placed with a third party that is not a depository of the County, and collateral is pledged to Gillespie County. The County does not invest in CDARS. Security State Bank & Trust (County Depository) with Frost National Bank, San Antonio, Texas and Blanco National Bank with Texas Independent Bank, Dallas, Texas

**Interest Rate Risk** .. The County Investment Policy does not place limits on investment maturities as a means of managing its exposure to fair value losses arising from increasing interest rates.

**Credit Risk** .. At May.2016 .. The County had no investments in commercial paper, corporate bonds, mutual funds. The investment pool TexPool was rated AAAAm by Standard & Poor's. The investment pool Texas Class was rated AAAAm by Standard & Poor's

**Concentration of Credit Risk** .. The County does not place any limit on the amount the County may invest with any one issuer. At May.2016, the County had:

- 21.09 % of its assets/investments in investment pools
- 27.40 % of its assets/investments in certificates of deposit
- 0.00 % of its assets/investments in agency/treasury
- 1.27 % of its assets/investments in checking accounts
- 50.24 % of its assets/investments in sweep accounts

COUNTY OF GILLESPIE

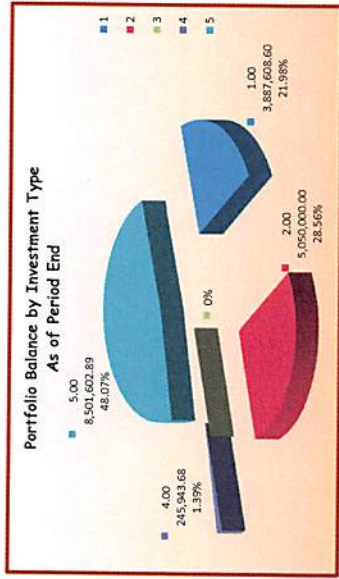
Comparison of Investment to Investment Yield  
For Period of September.2016

Financial Institution	As of September 30, 2016					For the Period of September.2016						
	Investment Pools	Certificates of Deposit	Agency / Treasury	Checking	Sweep	Totals	Investment Pools	Certificates of Deposit	Agency / Treasury	Checking	Sweep	Totals
<b>TexasPool</b>												
<b>Investment Pool for Public Entities</b>												
General Account ... multi-fund account	3,494,955.43					3,494,955.43	1,090.98					1,090.98
GOB Series 2013 ... Jail Project	0.00				0.00	0.00	0.00					0.00
GOB Series 2001 / GOB Funding 2010 hwa	712.68				712.68	0.30	0.30					0.30
District Clerk ... Holding In Trust	18,073.71				18,073.71	5.70	5.70					5.70
County Clerk ... Holding In Trust	120,892.46				120,892.46	37.76	37.76					37.76
Sub-totals	3,634,634.28				3,634,634.28	1,134.74	1,134.74					1,134.74
<b>Texas Class</b>												
<b>Investment Pool for Public Entities</b>												
GOB Series 2013 ... Jail Project	252,974.32				252,974.32	159.28	159.28					159.28
<b>Bianco National Bank</b>												
<b>Certificates of Deposit</b>												
General Fund (10 )	2,400,000.00				2,400,000.00	917.28	917.28					917.28
<b>Security State Bank &amp; Trust</b>												
<b>County Depository</b>												
<b>Certificates of Deposit</b>												
General Fund (10 )	2,650,000.00				2,650,000.00	808.99	808.99					808.99
<b>Checking Accounts</b>												
General Account ... multi-fund account				(156.03)	(156.03)							
COB 2001 Ref 2010 Interest & Sinking				1.00	1.00						0.01	0.01
GOB Series 2013 ... Jail Project				1.00	1.00						0.00	0.00
Sinking				1.00	1.00						0.00	0.00
County Attorney Hot Check Program				12,196.34	12,196.34						0.52	0.52
Appellate Judicial				920.91	920.91						0.04	0.04
Justice of Peace No 1				63,306.73	63,306.73						2.19	2.19
Justice of Peace No 2				33,231.21	33,231.21						1.02	1.02
County Clerk ... General Operating				84,204.31	84,204.31						3.02	3.02
District Clerk ... General Operating				52,237.21	52,237.21						3.02	3.02
<b>Sweep Accounts</b>												
General Account ... multi-fund account				8,032,700.61	8,032,700.61						3,526.28	3,526.28
COB 2001 Ref 2010 Interest & Sinking				59,453.41	59,453.41						24.28	24.28
GOB Series 2013 ... Jail Project Account				42,587.06	42,587.06						17.50	17.50
GOB Series 2013 ... Interest & Sinking				366,861.81	366,861.81						149.98	149.98
<b>Account Balance Totals</b>	3,827,608.60	3,030,000.00	0.00	245,943.88	8,501,602.89	17,685,155.17	1,294.02	1,726.27	0.00	9.82	3,718.04	8,748.15
<b>Interest Accrual Totals</b>												



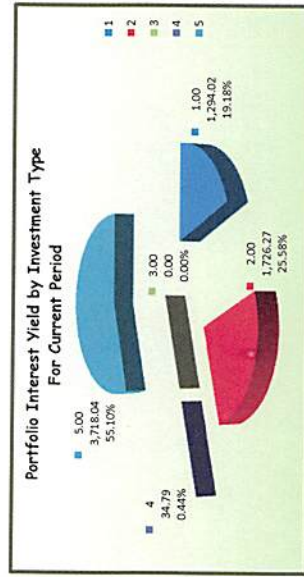
COUNTY OF GILLESPIE

Comparison of Investment to Investment Yield  
For Period of September.2016



**Portfolio Balance by Investment Type**

Investment Type	Balance	Investment Type	Balance
1	3,887,608.60	Investment Pools	3,634,634.28
2	5,050,000.00	Certificates of Deposit	2,400,000.00
3	0.00	Agency / Treasury Checking Accounts	2,650,000.00
4	245,943.68	Sweep Accounts	245,943.68
5	8,501,602.89	Security State Bank & Trust	8,501,602.89
<b>Total</b>		<b>17,685,155.17</b>	



**Portfolio Interest Yield by Investment Type**

Investment Type	Yield	Investment Type	Yield
1	1,294.02	Investment Pools	1,134.74
2	1,726.27	Certificates of Deposit	159.28
3	0.00	Agency / Treasury Checking Accounts	917.28
4	9.82	Sweep Accounts	808.99
5	3,718.04	Security State Bank & Trust	6,748.15
<b>Total</b>		<b>6,748.15</b>	

**Custodial Risk** - All deposits are collateralized over 100% of collateral (exclusive FDIC coverage) is placed with a third party that is not a depository of the County, and collateral is pledged to Gillespie County. The County does not invest in CDARS. Security State Bank & Trust (County Depository) with Frost National Bank, San Antonio, Texas Blanco National Bank with Texas Independent Bank, Dallas, Texas

**Interest Rate Risk** - The County Investment Policy does not place limits on investment maturities as a means of managing its exposure to fair value losses arising from increasing interest rates.

**Credit Risk** - At June.2016 - The County had no investments in commercial paper, corporate bonds, mutual funds. The investment pool TexPool was rated AA-Am by Standard & Poor's. The investment pool Texas Class was rated AA-Am by Standard & Poor's

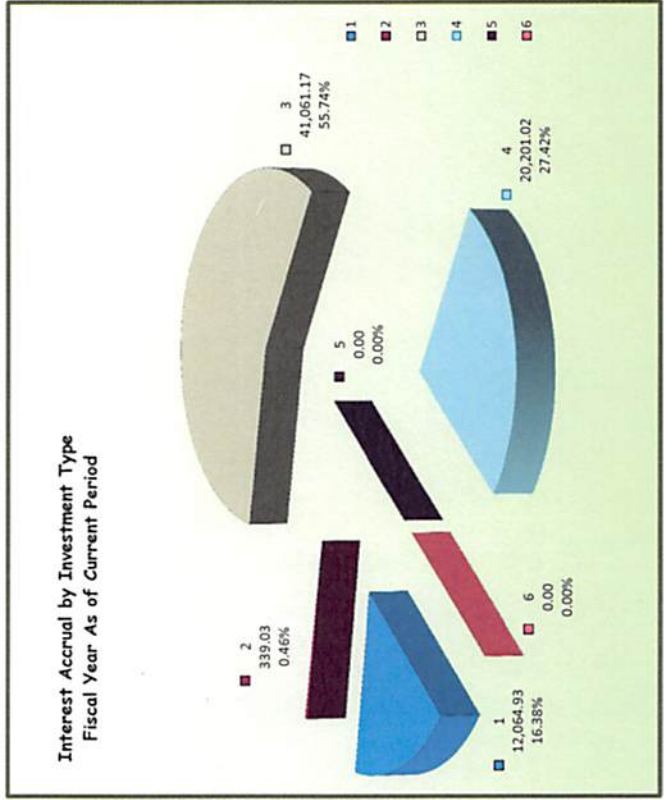
**Concentration of Credit Risk** - The County does not place any limit on the amount the County may invest with any one issuer. At June.2016, the County had:

21.98	% of its assets/investments in investment pools
28.56	% of its assets/investments in certificates of deposit
0.00	% of its assets/investments in agency/treasury
1.39	% of its assets/investments in checking accounts
48.07	% of its assets/investments in sweep accounts

COUNTY OF GILLESPIE

Comparison of Interest Accrual  
 October 2015 - September 2016  
 Funds Managed by County Treasurer

Investment Type	October, 2015 through September, 2016												Interest Earned As of
	Oct.2015	Nov.2015	Dec.2015	Jan.2016	Feb.2016	Mar.2016	Apr.2016	May.2016	Jun.2016	Jul.2016	Aug.2016	Sep.2016	
Investment Pools	375.94	400.71	656.51	942.22	995.65	1,161.37	1,163.37	1,215.33	1,257.10	1,297.38	1,305.33	1,294.02	12,064.93
Depository Checking	18.56	21.50	30.43	43.89	43.31	36.85	33.55	36.05	34.79	20.14	10.14	9.82	339.03
Depository Sweep	1,229.75	1,230.17	1,378.56	1,900.37	2,698.70	5,577.77	4,913.67	5,077.83	4,585.73	4,259.23	4,491.35	3,718.04	41,061.17
Certificate of Deposit	1,650.12	1,705.04	1,650.12	1,705.04	1,702.58	1,597.40	1,705.04	1,650.12	1,705.04	1,677.98	1,726.27	1,726.27	20,201.02
Agency/Treasury	0.00	0.00	0.00	0.00	0.00	0.00	0.00	0.00	0.00	0.00	0.00	0.00	0.00
Money Market	0.00	0.00	0.00	0.00	0.00	0.00	0.00	0.00	0.00	0.00	0.00	0.00	0.00
<b>Monthly Totals</b>	<b>3,274.37</b>	<b>3,357.42</b>	<b>3,715.62</b>	<b>4,591.52</b>	<b>5,440.24</b>	<b>8,373.39</b>	<b>7,815.63</b>	<b>7,979.33</b>	<b>7,582.66</b>	<b>7,254.73</b>	<b>7,533.09</b>	<b>6,748.15</b>	<b>73,666.15</b>
<b>Year To Date Totals</b>	<b>3,274.37</b>	<b>6,631.79</b>	<b>10,347.41</b>	<b>14,938.93</b>	<b>20,379.17</b>	<b>28,752.56</b>	<b>36,568.19</b>	<b>44,547.52</b>	<b>52,130.18</b>	<b>59,384.91</b>	<b>66,918.00</b>	<b>73,666.15</b>	



Investment Type	Amount
1 Investment Pools	12,064.93
2 Depository Checking	339.03
3 Depository Sweep	41,061.17
4 Certificate of Deposit	20,201.02
5 Agency/Treasury	0.00
6 Money Market	0.00
<b>Total</b>	<b>73,666.15</b>



COUNTY OF GILLESPIE

Comparison of Interest Accrual  
October 2015 - September 2016  
Funds Managed by County Treasurer

Investment Type	October 2015 through September 2016												Interest Earned
Investment Pools	Oct 2015	Nov 2015	Dec 2015	Jan 2016	Feb 2016	Mar 2016	Apr 2016	May 2016	Jun 2016	Jul 2016	Aug 2016	Sep 2016	Year To Date
<b>TexPool ... Investment Pool for Public Funds</b>													
General Account ... multi-fund account	285.96	316.41	551.59	791.72	834.02	969.47	969.04	1,007.27	1,042.21	1,094.17	1,108.62	1,090.98	10,061.46
GOB Series 2013 ... Jail Project	0.00	0.00	0.00	0.00	0.00	0.00	0.00	0.00	0.00	0.00	0.00	0.00	0.00
COB Series 2001 / Ref 2010 Interest & Sinking	0.00	0.00	0.00	0.26	0.29	0.31	0.30	0.31	0.30	0.31	0.31	0.30	2.69
District Clerk ... Holding In Trust	1.48	1.68	2.85	4.12	4.29	5.02	5.04	5.23	5.40	5.69	5.73	5.70	52.23
County Clerk ... Holding In Trust	9.91	10.95	19.11	27.37	28.84	33.55	33.50	34.85	36.07	37.83	38.31	37.76	348.05
Sub-totals	297.35	329.04	573.55	823.47	867.44	1,008.35	1,007.88	1,047.66	1,083.98	1,138.00	1,152.97	1,134.74	10,464.43
<b>Texas Class ... Investment Pool for Public Funds</b>													
GOB Series 2013 ... Jail Project	78.59	71.67	82.96	118.75	128.21	153.02	155.49	167.67	173.12	159.38	152.36	159.28	1,600.50
Monthly Totals	375.94	400.71	656.51	942.22	995.65	1,161.37	1,163.37	1,215.33	1,257.10	1,297.38	1,305.33	1,294.02	12,064.93
Year To Date Totals	375.94	776.65	1,433.16	2,375.38	3,371.03	4,532.40	5,695.77	6,911.10	8,168.20	9,465.58	10,770.91	12,064.93	

Investment Type	October 2015 through September 2016												Interest Earned
Depository Checking Accounts	Oct 2015	Nov 2015	Dec 2015	Jan 2016	Feb 2016	Mar 2016	Apr 2016	May 2016	Jun 2016	Jul 2016	Aug 2016	Sep 2016	Year To Date
<b>Security State Bank &amp; Trust</b>													
General Account ... multi-fund account	0.01	0.01	0.00	0.01	0.00	0.00	0.00	0.00	0.00	0.01	0.00	0.01	0.05
COB Series 2001 / Ref 2010 Interest & Sinking	0.90	1.39	2.48	5.05	4.12	2.48	2.45	2.80	2.72	1.02	0.00	0.00	25.41
GOB Series 2013 ... Jail Project	0.00	0.00	0.00	0.00	0.00	0.00	0.00	0.00	0.00	0.00	0.00	0.00	0.00
GOB Series 2013 ... Jail Project Interest & Sinking	7.28	10.11	16.26	30.71	29.52	22.59	21.86	24.68	23.63	10.36	0.00	0.00	197.00
County Attorney Hot Check	0.84	0.59	0.56	0.65	0.71	0.68	0.53	0.52	0.49	0.47	0.54	0.52	7.10
Appellate Judicial	0.03	0.01	0.00	0.01	0.02	0.03	0.03	0.01	0.02	0.02	0.04	0.04	0.26
Justice of Peace No 1	2.01	2.23	2.46	1.91	2.27	3.16	2.12	2.20	2.21	2.07	2.77	2.19	27.60
Justice of Peace No 2	1.24	1.33	2.06	0.69	1.18	1.62	1.52	0.81	0.98	1.05	1.15	1.02	14.65
County Clerk ... General Operating	2.37	2.63	2.97	1.53	2.41	2.47	2.92	2.94	2.98	2.39	2.95	3.02	31.58
District Clerk ... General Operating	3.88	3.20	3.64	3.33	3.08	3.82	2.12	2.09	1.76	2.75	2.69	3.02	35.38
Monthly Totals	18.56	21.50	30.43	43.89	43.31	36.85	33.55	36.05	34.79	20.14	10.14	9.82	339.03
Year To Date Totals	18.56	40.06	70.49	114.38	157.69	194.54	228.09	264.14	298.93	319.07	329.21	339.03	

COUNTY OF GILLESPIE

Comparison of Interest Accrual  
October 2015 - September 2016  
Funds Managed by County Treasurer

Investment Type	October 2015 through September 2016												Interest Earned Year To Date
	Oct. 2015	Nov. 2015	Dec. 2015	Jan. 2016	Feb. 2016	Mar. 2016	Apr. 2016	May 2016	Jun. 2016	Jul. 2016	Aug. 2016	Sep. 2016	
<b>Security State Bank &amp; Trust</b>													
General Account ... multi-fund account	1,217.65	1,213.22	1,365.22	1,650.49	2,688.75	5,558.38	4,897.02	5,059.82	4,569.09	4,092.05	4,241.20	3,526.28	40,319.17
COB Series 2001 / Ref 2010 Interest & Sinking										16.89	28.20	24.28	
GOB Series 2013 ... Jail Project	12.10	16.95	13.34	9.88	9.95	19.39	16.65	18.01	16.64	21.49	20.84	17.50	192.74
GOB Series 2013 ... Jail Project Interest & Sinking										128.80	201.11	149.98	479.89
<b>Monthly Totals</b>	<b>1,229.75</b>	<b>1,230.17</b>	<b>1,378.56</b>	<b>1,900.37</b>	<b>2,698.70</b>	<b>5,577.77</b>	<b>4,913.67</b>	<b>5,077.83</b>	<b>4,585.73</b>	<b>4,259.23</b>	<b>4,491.35</b>	<b>3,718.04</b>	<b>40,991.80</b>
<b>Year To Date Totals</b>	<b>1,229.75</b>	<b>2,459.92</b>	<b>3,838.48</b>	<b>5,738.85</b>	<b>8,437.55</b>	<b>14,015.32</b>	<b>18,928.99</b>	<b>24,008.82</b>	<b>28,592.55</b>	<b>32,851.78</b>	<b>37,343.13</b>	<b>41,061.17</b>	

Investment Type	October 2015 through September 2016												Interest Earned Year To Date
	Oct. 2015	Nov. 2015	Dec. 2015	Jan. 2016	Feb. 2016	Mar. 2016	Apr. 2016	May 2016	Jun. 2016	Jul. 2016	Aug. 2016	Sep. 2016	
<b>Blanco National Bank</b>													
General Fund (F 10)	887.76	917.28	887.76	917.28	914.82	860.48	917.28	887.76	917.28	860.22	917.28	917.28	10,832.48
<b>Security State Bank &amp; Trust</b>													
General Fund (F 10)	762.36	787.76	762.36	787.76	787.76	736.92	787.76	762.36	787.76	787.76	809.99	809.99	9,348.54
<b>Monthly Totals</b>	<b>1,650.12</b>	<b>1,705.04</b>	<b>1,650.12</b>	<b>1,705.04</b>	<b>1,702.58</b>	<b>1,597.40</b>	<b>1,705.04</b>	<b>1,650.12</b>	<b>1,705.04</b>	<b>1,677.98</b>	<b>1,726.27</b>	<b>1,726.27</b>	<b>20,201.02</b>
<b>Year To Date Totals</b>	<b>1,650.12</b>	<b>3,355.16</b>	<b>5,005.28</b>	<b>6,710.32</b>	<b>8,412.90</b>	<b>10,010.30</b>	<b>11,715.34</b>	<b>13,365.46</b>	<b>15,070.50</b>	<b>16,748.48</b>	<b>18,474.75</b>	<b>20,201.02</b>	

Investment Type	October 2015 through September 2016												Interest Earned Year To Date
	Oct. 2015	Nov. 2015	Dec. 2015	Jan. 2016	Feb. 2016	Mar. 2016	Apr. 2016	May 2016	Jun. 2016	Jul. 2016	Aug. 2016	Sep. 2016	
<b>Agency / Treasury</b>													
(none at present)	0.00	0.00	0.00	0.00	0.00	0.00	0.00	0.00	0.00	0.00	0.00	0.00	0.00
<b>Monthly Totals</b>	<b>0.00</b>	<b>0.00</b>	<b>0.00</b>	<b>0.00</b>	<b>0.00</b>	<b>0.00</b>	<b>0.00</b>	<b>0.00</b>	<b>0.00</b>	<b>0.00</b>	<b>0.00</b>	<b>0.00</b>	<b>0.00</b>
<b>Year To Date Totals</b>	<b>0.00</b>	<b>0.00</b>	<b>0.00</b>	<b>0.00</b>	<b>0.00</b>	<b>0.00</b>	<b>0.00</b>	<b>0.00</b>	<b>0.00</b>	<b>0.00</b>	<b>0.00</b>	<b>0.00</b>	<b>0.00</b>

Investment Type	October 2015 through September 2016												Interest Earned Year To Date
	Oct. 2015	Nov. 2015	Dec. 2015	Jan. 2016	Feb. 2016	Mar. 2016	Apr. 2016	May 2016	Jun. 2016	Jul. 2016	Aug. 2016	Sep. 2016	
<b>Money Market</b>													
(none at present)	0.00	0.00	0.00	0.00	0.00	0.00	0.00	0.00	0.00	0.00	0.00	0.00	0.00
<b>Monthly Totals</b>	<b>0.00</b>	<b>0.00</b>	<b>0.00</b>	<b>0.00</b>	<b>0.00</b>	<b>0.00</b>	<b>0.00</b>	<b>0.00</b>	<b>0.00</b>	<b>0.00</b>	<b>0.00</b>	<b>0.00</b>	<b>0.00</b>
<b>Year To Date Totals</b>	<b>0.00</b>	<b>0.00</b>	<b>0.00</b>	<b>0.00</b>	<b>0.00</b>	<b>0.00</b>	<b>0.00</b>	<b>0.00</b>	<b>0.00</b>	<b>0.00</b>	<b>0.00</b>	<b>0.00</b>	<b>0.00</b>



COUNTY OF GILLESPIE ... Investment Portfolio Summary ... For the Period Ending September 30, 2016

The State of Texas, County of Gillespie

Before me, the undersigned authority, this day personally appeared Laura Lundquist, County Treasurer, to me well known, who, being duly sworn, deposes and says that the above and foregoing report is true and correct.

Witness my hand and seal of office, this \_\_\_\_\_ day of \_\_\_\_\_, \_\_\_\_\_ A.D.

\_\_\_\_\_  
Mary Lynn Rusche, County Clerk  
County of Gillespie, State of Texas

Compared, examined, and approved in open Commissioners' Court this \_\_\_\_\_ day of \_\_\_\_\_, \_\_\_\_\_ A.D.

\_\_\_\_\_  
Mark Strocher, County Judge

\_\_\_\_\_  
Curtis Cameron, Commissioner Pct No 1

\_\_\_\_\_  
William A. Roeder, Commissioner Pct No 2

\_\_\_\_\_  
Calvin Ransleben, Commissioner Pct No 3

\_\_\_\_\_  
Donald W. Schuch, Commissioner Pct No 4