



COUNTY OF GILLESPIE, TEXAS

# Investment Portfolio Summary

For the Period Ending  
December 31, 2014

Unaudited

## COUNTY OF GILLESPIE, TEXAS

### Investment Portfolio Summary

In accordance with the Public Funds Investment Act Sec 2256.023, not less than quarterly, the County Investment Officer shall prepare and submit to the Commissioners' Court a written report of investment transactions for all funds for the preceding reporting period.

This portfolio is in compliance with the County of Gillespie's Investment Policy and applicable laws. The information contained in this report should not be used for any purpose other than determining compliance with the Act.

**General Statement:** The County continues to take a conservative approach to investment of county funds. Investment strategies are built on cash flow versus fund name. County funds are predominantly invested in TexPool and Texas Class ... investment services for public funds ... and certificate of deposits. Depository interest-bearing checking accounts are used more as clearing accounts than a type of investment. The General Checking Account (multi-fund account) ... interest-bearing, with a one dollar (\$1.00) threshold ... is attached to a sweep account with a \$25,000.00 required minimum balance. The GOB2013 Jail Project bond funds are also in an interest-bearing checking account, with a one dollar (\$1.00) threshold ... and attached to a sweep account with a \$25,000.00 required minimum balance.



**Laura Lundquist**  
County Treasurer ... County Investment Officer

## Taken From County Investment Policy

As Revised

### SECTION 5 INVESTMENT REPORTING AND PERFORMANCE EVALUATION

#### **Section 5.01 Quarterly Report**

In accordance with PFIA Sec. 2256.023, not less than quarterly, the County Investment Officer shall prepare and submit to the Commissioners Court a written report of investment transactions for all funds for the preceding reporting period within a reasonable time after the end of the period. An independent auditor, who will report findings to the Commissioners Court, shall formally review the report annually if the County invests in securities other than money market mutual funds, investment pools, or accounts offered by the depository bank.

The report must:

- 1) describe in detail the investment position of the County on the date of the report;
- 2) be prepared jointly by all investment officers of the County;
- 3) be signed by each investment officer of the County;
- 4) contain a summary statement of each pooled fund group that states the:
  - a) beginning market value for the reporting period;
  - b) ending market value for the period; and
  - c) fully accrued interest for the reporting period;
- 5) state the book value and market value of each separately invested asset at the beginning and end of the reporting period by the type of asset and fund type invested;
- 6) state the maturity date of each separately invested asset that has a maturity date;
- 7) state the account or fund or group of funds in the County for which each individual investment was acquired; and
- 8) state the compliance of the investment portfolio of the County as it relates to:
  - a) the investment strategy expressed in the Policy; and
  - b) relevant provisions of Sec. 2256.023

#### **Section 5.02 Notification of Investment Changes**

It shall be the duty of the County Investment Officer to notify the Commissioners Court of any significant changes in current investment methods and procedures prior to their implementation.

**Section 7**                    **INVESTMENT STRATEGIES FOR FUNDS OR GROUP OF FUNDS**

**Section 7.01**    **General Statement**

Funds of the County will be invested in accordance with federal and state laws, the County Investment *Policy* and written administrative procedures.

The County will invest according to investment strategies for each fund or pooled fund group. Investment strategies are built on cash flow versus fund name.

**Section 7.02**    **Definitions**

**Bond Proceeds**            means the proceeds from the sale of bonds, notes, and other obligations issued by an entity, and reserves and funds maintained by an entity for debt service purposes.

**Funds**                    means public funds in the custody of a state agency or local government that:  
a)            are not required by law to be deposited in the state treasury; and  
b)            the investing entity has authority to invest.

**Investment Pool**            means an entity created under Chapter 2256. PFIA to invest public funds jointly on behalf of the entities that participate in the pool and whose investment objectives in order of priority are:  
a)            preservation and safety of principal;  
b)            liquidity; and  
c)            yield.

**Matching Approach**        an investment method that matches maturing investments with disbursements. This approach requires an accurate forecast of disbursement requirements.

**Pooled Fund Group**        means an internally created fund of an investing entity in which one or more accounts or funds of the investing entity are invested.

**Separately Invested Asset**    means an account or fund of a state agency or local government that is not invested in a pooled fund group.

### **Section 7.03 General Fund Group ... A Pooled Fund Group**

The County's operating expenditures and revenues to fund those expenditures are accounted for in the County's general fund group (General F.10; Road & Bridge F.15; Road Precincts F.16, F.17, F.18, F.19). Most of the general fund group is pooled with other County funds for investment purposes unless specific restrictions are placed upon such funds. The investment strategy for the general fund group, as well as for the County's investment pool as a whole, is the Matching Approach.

The maximum allowable stated maturity of any individual investment relating to the general fund group is twenty-four (24) months. Prior approval of the Investment Committee must be received before investing beyond a stated maturity of twelve (12) months. Prior approval of Commissioners Court, upon recommendation of the Investment Committee, must be received before investing beyond a stated maturity of twenty-four (24) months.

### **Section 7.04 Special Revenue Funds**

Operations that are funded with restricted revenues are accounted for as special revenue funds. Most of the special revenue funds are included for investment purposes in the County's investment pool except for some grant funds. Certain grant agreements require the use of separate bank accounts restricted for use of proceeds under the grant agreement. The investment strategy used for all special revenue funds not included in the County's investment pool is the Matching Approach.

### **Section 7.05 Debt Service Funds**

The debt service funds are used to account for bond proceeds. The debt service funds are not pooled with other funds but are separately invested largely in an Investment Pool with assets available on demand.

### **Section 7.06 Interest and Sinking Funds**

The interest and sinking funds are used to account for the accumulation of resources to fund periodic principal and interest payments on outstanding obligations. The revenue stream is predictable and the majority comes from ad valorem tax. The interest and sinking funds are not pooled with other funds but are separately invested. As practical ... funds may be invested in an Investment Pool account with assets available on demand.

### **Section 7.07 Capital Project Funds**

(open)

**Section 7.08 District Clerk Registry Funds**

Registry funds (trust accounts, bonds) are held in trust by the Gillespie County District Clerk and invested by the County Investment Officer. Investment strategy used for this fund is to invest in an Investment Pool with assets available on demand.

Existing investments made by the District Clerk ... prior to the “Cash Management Agreement” of May 2002 between the District Clerk and the County Treasurer ... are not required to be liquidated if these investments were authorized investments at the time of purchase.

**Section 7.09 County Clerk Registry Funds**

Registry funds (trust accounts, bonds, etc.) are held in trust by the Gillespie County Clerk and invested by the County Investment Officer. Investment strategy used for this fund is to invest in an Investment Pool with assets available on demand.

Existing investments made by the County Clerk ... prior to the “Cash Management Agreement” of January 2006 between the County Clerk and the County Treasurer ... are not required to be liquidated if these investments were authorized investments at the time of purchase.

**Section 7.10 Justice of the Peace Funds (2)**

The Justice of the Peace funds ... court costs, fines, fees, bonds ... are not pooled with each other or with other funds but held in separate checking accounts. As practical ... funds may be invested in an Investment Pool account with assets available on demand.

**Section 7.11 County Attorney Hot Check Funds**

The County Attorney Hot Check funds are not pooled with other funds but held in a separate checking account. As practical ... funds may be invested in an Investment Pool account with assets available on demand.

**Section 7.12 District Clerk Funds**

The District Clerk funds ... court costs, fines, and fees of office ... are not pooled with other funds but held in a separate checking account. As practical ... funds may be invested in an Investment Pool account with assets available on demand.

**Section 7.13 County Clerk Funds**

The County Clerk funds ... court costs, fines, and fees of office ... are not pooled with other funds but held in a separate checking account. As practical ... funds may be invested in an Investment Pool account with assets available on demand.

COUNTY OF GILLESPIE

Investment / Cash Summary  
For the Period Ending September 30, 2014 Through December 31, 2014

Financial Entity	September, 2014					October, 2014							
	Account Description	Investment Pools	Certificates of Deposit	Agency / Treasury	Checking	Sweep	Totals	Investment Pools	Certificates of Deposit	Agency / Treasury	Checking	Sweep	Totals
TexPool ... Investment Pool for Government Entities	General Account ... multi-fund account	3,483,091.88					3,483,091.88	3,483,171.08					3,483,171.08
	GOB Series 2013 - Jail Project	100,992.92					100,992.92	100,995.21					100,995.21
	COB 2001/GOF 2010 Interest & Sinking	709.99					709.99	709.99					709.99
	District Clerk Holding in Trust	519,956.80					519,956.80	519,968.62					519,968.62
	County Clerk Holding in Trust	120,482.05					120,482.05	120,484.78					120,484.78
		4,225,233.64					4,225,329.68						
Texas Class ... Investment Pool for Government Entities	GOB Series 2013 - Jail Project	2,131,842.68					2,131,842.68	2,132,014.78					2,132,014.78
Blanco National Bank	General Fund (10)	2,400,000.00					2,400,000.00	2,400,000.00					2,400,000.00
Security State Bank & Trust	General Sweep Account ... multi-fund account		4,245,867.80				4,245,867.80				4,641,096.57		4,641,096.57
	GOB Series 2013 - Jail Project Sweep		3,018,602.72				3,018,602.72				2,286,620.56		2,286,620.56
	General Fund (10)	2,650,000.00					2,650,000.00	(208.81)					2,649,791.19
	COB 2001/GOF 2010 Interest & Sinking	30,204.08					30,204.08	37,675.38					37,675.38
	County Attorney HCP	14,060.79					14,060.79	13,769.25					13,769.25
	Appellate Judicial	703.81					703.81	1,036.61					1,036.61
	Justice of Peace No 1	78,771.93					78,771.93	29,973.05					29,973.05
	Justice of Peace No 2	51,711.65					51,711.65	28,222.24					28,222.24
	District Clerk ... General Operating	92,042.20					92,042.20	54,857.31					54,857.31
	County Clerk ... General Operating	43,648.33					43,648.33	42,495.00					42,495.00
	GOB Series 2013 - Jail Project	1.00					1.00	1.00					1.00
	GOB Series 2013 - Interest & Sinking	186,733.10					186,733.10	227,358.98					227,358.98
Totals		6,357,076.32	5,050,000.00	0.00	497,565.59	7,264,470.52	19,169,112.43	6,357,344.46	5,050,000.00	0.00	435,180.01	6,927,717.13	18,770,241.60
	Monthly Net Change							268.14	0.00	0.00	(336,753.39)		(398,870.83)

COUNTY OF GILLESPIE

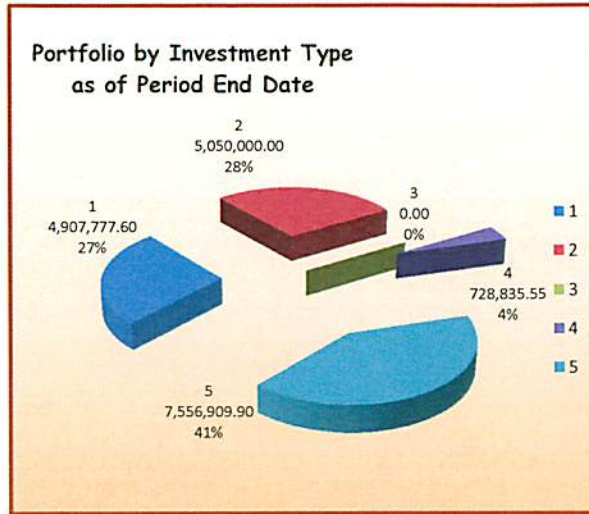
Investment / Cash Summary  
For the Period Ending September 30, 2014 Through December 31, 2014

November.2014						December.2014						Financial Entity
Investment Pools	Certificates of Deposit	Agency / Treasury	Checking	Sweep	Totals	Investment Pools	Certificates of Deposit	Agency / Treasury	Checking	Sweep	Totals	Account Description
												<b>TexPool ... Investment Pool for Government Entities</b>
3,483,252.85					3,483,252.85	3,483,376.50					3,483,376.50	General Account ... multi-fund account
100,997.61					100,997.61	101,001.20					101,001.20	GOB Series 2013 - Jail Project
709.99					709.99	709.99					709.99	COB 2001/GOF 2010 Interest & Sinking
519,980.84					519,980.84	519,999.27					519,999.27	District Clerk Holding In Trust
<u>120,487.55</u>					120,487.55	<u>120,491.84</u>					120,491.84	County Clerk Holding In Trust
4,225,428.84						4,225,578.80						
												<b>Texas Class ... Investment Pool for Government Entities</b>
682,143.67					682,143.67	682,198.80					682,198.80	GOB Series 2013 - Jail Project
												<b>Blanco National Bank</b>
	2,400,000.00				2,400,000.00		2,400,000.00				2,400,000.00	General Fund (10.)
												<b>Security State Bank &amp; Trust</b>
				4,643,723.20	4,643,723.20					5,487,937.71	5,487,937.71	General Sweep Account .. multi-fund account
				2,951,337.18	2,951,337.18					2,068,972.19	2,068,972.19	GOB Series 2013 - Jail Project Sweep
	2,650,000.00		(227.41)		2,649,772.59	2,650,000.00			(280.89)		2,649,719.11	General Fund (10.)
			46,471.33		46,471.33				66,178.56		66,178.56	COB 2001/GOF 2010 Interest & Sinking
			15,119.23		15,119.23				13,434.08		13,434.08	County Attorney HCP
			0.04		0.04				105.06		105.06	Appellate Judicial
			46,235.12		46,235.12				49,747.25		49,747.25	Justice of Peace No 1
			44,750.01		44,750.01				49,939.80		49,939.80	Justice of Peace No 2
			64,530.36		64,530.36				78,588.31		78,588.31	District Clerk ... General Operating
			72,846.41		72,846.41				71,968.24		71,968.24	County Clerk ... General Operating
			1.00		1.00				1.00		1.00	GOB Series 2013 - Jail Project
			279,194.07		279,194.07				399,154.14		399,154.14	GOB Series 2013 - Interest & Sinking
<b>4,907,572.51</b>	<b>5,050,000.00</b>	<b>0.00</b>	<b>568,920.16</b>	<b>7,595,060.38</b>	<b>18,121,553.05</b>	<b>4,907,777.60</b>	<b>5,050,000.00</b>	<b>0.00</b>	<b>728,835.55</b>	<b>7,556,909.90</b>	<b>18,243,523.05</b>	<b>Totals</b>
<b>(1,449,771.95)</b>	<b>0.00</b>	<b>0.00</b>	<b>133,740.15</b>	<b>667,343.25</b>	<b>(648,688.55)</b>	<b>205.09</b>	<b>0.00</b>	<b>0.00</b>	<b>159,915.39</b>	<b>(38,150.48)</b>	<b>121,970.00</b>	<b>Monthly Net Change</b>
						<b>(1,449,298.72)</b>	<b>0.00</b>	<b>0.00</b>	<b>231,269.96</b>	<b>292,439.38</b>	<b>(925,589.38)</b>	<b>Quarterly Net Change</b>



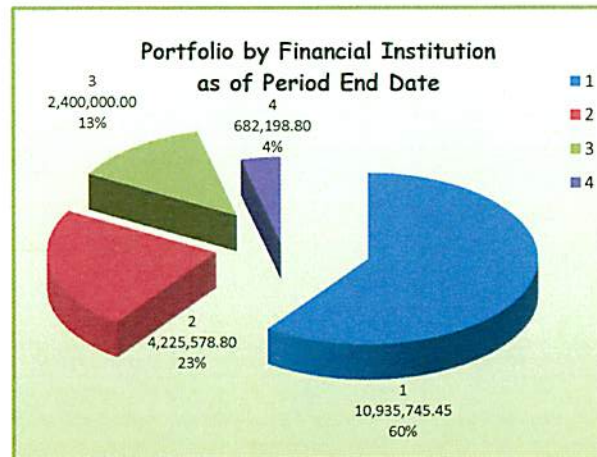
# COUNTY OF GILLESPIE

## Investment / Cash Summary For the Period Ending September 30, 2014 Through December 31, 2014



**Portfolio by Investment Type  
As of December 31, 2014**

1.00	4,907,777.60	Investment Pools
2.00	5,050,000.00	Certificates of Deposit
3.00	0.00	Agenty / Treasury
4.00	728,835.55	Checking
5.00	<u>7,556,909.90</u>	Sweep
	18,243,523.05	Total



**Portfolio by Financial Institution  
As of December 31, 2014**

1.00	10,935,745.45	Security State Bank & Trust
2.00	4,225,578.80	TexPool
3.00	2,400,000.00	Blanco National Bank
4.00	<u>682,198.80</u>	Texas Class
	18,243,523.05	Total

COUNTY OF GILLESPIE

Investment Type ... Interest Accrual  
For the Period of October.2014 through December.2014

		October.2014				
Financial Institution		Investment Type		Fully Accrued Interest		
Investment Account Description		Investment Pool	Certificates of Deposit	Investment Pool	CD's	Totals
<b>TexPool ... Investment Pool for Public Entities</b>						
General Account ... multi-fund account		3,483,171.08		79.20		79.20
GOB Series 2013 - Jail Project		100,995.21		2.29		2.29
COB 2001/ GOREfunding 2010 Interest & Sinking		709.99		0.00		0.00
District Clerk Holding In Trust		519,968.62		11.82		11.82
County Clerk Holding In Trust		120,484.78		2.73		2.73
	Sub Totals	4,225,329.68		96.04		96.04
<b>Texas Class ... Investment Pool for Public Entities</b>						
GOB Series 2013 - Jail Project		2,131,014.78		172.10		172.10
	Sub Totals	2,131,014.78		172.10		172.10
<b>Certificates of Deposit</b>						
General Fund (10.) ... invested by cash flow						
Blanco National Bank						
0.45% annum .. Maturity 11.07.2015						
0.45% annum .. Maturity 11.07.2014 ... renewed			100,000.00		36.99	36.99
0.45% annum .. Maturity 02.11.2015			100,000.00		36.99	36.99
0.45% annum .. Maturity 01.02.2015			100,000.00		36.99	36.99
0.45% annum .. Maturity 07.19.2015			100,000.00		36.99	36.99
0.45% annum .. Maturity 03.07.2015			100,000.00		36.99	36.99
0.45% annum .. Maturity 09.07.2015			100,000.00		36.99	36.99
0.45% annum .. Maturity 09.07.2014... renewed						
0.45% annum .. Maturity 10.07.2015			100,000.00			
0.45% annum .. Maturity 10.07.2014 ... renewed					36.99	36.99
0.45% annum .. Maturity 05.28.2015			100,000.00		36.99	36.99
0.45% annum .. Maturity 05.28.2015			100,000.00		36.99	36.99
0.45% annum .. Maturity 08.02.2015			100,000.00		36.99	36.99
0.45% annum .. Maturity 11.02.2015						
0.45% annum .. Maturity 11.02.2014 ... renewed			100,000.00		36.99	36.99
0.45% annum .. Maturity 12.02.2015						
0.45% annum .. Maturity 12.02.2014 ... renewed			100,000.00		36.99	36.99
0.45% annum .. Maturity 04.18.2015			100,000.00		36.99	36.99
0.45% annum .. Maturity 11.22.2015						
0.45% annum .. Maturity 11.22.2014 ... renewed			100,000.00		36.99	36.99
0.45% annum .. Maturity 01.30.2015			100,000.00		36.99	36.99
0.45% annum .. Maturity 01.30.2015			100,000.00		36.99	36.99
0.45% annum .. Maturity 03.05.2015			100,000.00		36.99	36.99
0.45% annum .. Maturity 04.01.2015			100,000.00		36.99	36.99
0.45% annum .. Maturity 12.01.2015						
0.45% annum .. Maturity 12.01.2014 ... renewed			100,000.00		36.99	36.99
0.45% annum .. Maturity 04.01.2015			100,000.00		36.99	36.99
0.45% annum .. Maturity 04.01.2015			100,000.00		36.99	36.99
0.45% annum .. Maturity 04.15.2015			100,000.00		36.99	36.99
0.45% annum .. Maturity 06.01.2015			100,000.00		36.99	36.99
0.45% annum .. Maturity 06.15.2015			100,000.00		36.99	36.99
	Sub Totals		2,400,000.00		887.76	887.76

COUNTY OF GILLESPIE

Investment Type ... Interest Accrual  
For the Period of October.2014 through December.2014

Financial Institution		October.2014			
Investment Account Description	Investment Type		Fully Accrued Interest		
	Investment Pool	Certificates of Deposit	Investment Pool	CD's	Totals
<b>Certificates of Deposit</b>					
General Fund (10.) ... invested by cash flow					
Security State Bank & Trust					
0.35% annum .. Maturity 02.11.2015		100,000.00		28.77	28.77
0.35% annum .. Maturity 05.02.2015		100,000.00		28.77	28.77
0.35% annum .. Maturity 02.28.2015		100,000.00		28.77	28.77
0.35% annum .. Maturity 10.29.2015		100,000.00			
0.35% annum .. Maturity 10.29.2014 ... renewed				28.77	28.77
0.35% annum .. Maturity 03.04.2015		250,000.00		71.92	71.92
0.35% annum .. Maturity 04.01.2015		500,000.00		143.84	143.84
0.35% annum .. Maturity 07.01.2015		500,000.00		143.84	143.84
0.35% annum .. Maturity 10.01.2015		500,000.00			
0.35% annum .. Maturity 10.01.2014 ... renewed				143.84	143.84
0.35% annum .. Maturity 01.01.2015		500,000.00		143.84	143.84
Sub Totals		2,650,000.00		762.36	762.36
Totals	6,356,344.46	5,050,000.00	268.14	1,650.12	1,918.26
<b>Total Interest Earnings For Covered Period</b>		<b>Interest Earnings For Covered Period First Month of Reporting Period</b>	<b>268.14</b>	<b>1,650.12</b>	<b>1,918.26</b>

COUNTY OF GILLESPIE

Investment Type ... Interest Accrual  
For the Period of October.2014 through December.2014

Financial Institution		November.2014			
		Investment Type		Fully Accrued Interest	
Investment Account Description	Investment Pool	Certificates of Deposit	Investment Pool	CD's	Totals
<b>TexPool ... Investment Pool for Public Entities</b>					
General Account ... multi-fund account	3,483,252.85		81.77		81.77
GOB Series 2013 - Jail Project	100,997.61		2.40		2.40
COB 2001/ GORefunding 2010 Interest & Sinking	709.99		0.00		0.00
District Clerk Holding In Trust	519,980.84		12.22		12.22
County Clerk Holding In Trust	120,487.55		2.77		2.77
Sub Totals	4,225,428.84		99.16		99.16
<b>Texas Class ... Investment Pool for Public Entities</b>					
GOB Series 2013 - Jail Project	682,143.67		128.89		128.89
Sub Totals	682,143.67		128.89		128.89
<b>Certificates of Deposit</b>					
<b>General Fund (10.) ... invested by cash flow</b>					
<b>Blanco National Bank</b>					
0.45% annum .. Maturity 11.07.2015		100,000.00			
0.45% annum .. Maturity 11.07.2014 ... renewed				38.22	38.22
0.45% annum .. Maturity 02.11.2015		100,000.00		38.22	38.22
0.45% annum .. Maturity 01.02.2015		100,000.00		38.22	38.22
0.45% annum .. Maturity 07.19.2015		100,000.00		38.22	38.22
0.45% annum .. Maturity 03.07.2015		100,000.00		38.22	38.22
0.45% annum .. Maturity 09.07.2015		100,000.00		38.22	38.22
0.45% annum .. Maturity 09.07.2014... renewed					
0.45% annum .. Maturity 10.07.2015		100,000.00		38.22	38.22
0.45% annum .. Maturity 10.07.2014 ... renewed					
0.45% annum .. Maturity 05.28.2015		100,000.00		38.22	38.22
0.45% annum .. Maturity 05.28.2015		100,000.00		38.22	38.22
0.45% annum .. Maturity 08.02.2015		100,000.00		38.22	38.22
0.45% annum .. Maturity 11.02.2015		100,000.00			
0.45% annum .. Maturity 11.02.2014 ... renewed				38.22	38.22
0.45% annum .. Maturity 12.02.2015					
0.45% annum .. Maturity 12.02.2014 ... renewed		100,000.00		38.22	38.22
0.45% annum .. Maturity 04.18.2015		100,000.00		38.22	38.22
0.45% annum .. Maturity 11.22.2015		100,000.00			
0.45% annum .. Maturity 11.22.2014 ... renewed				38.22	38.22
0.45% annum .. Maturity 01.30.2015		100,000.00		38.22	38.22
0.45% annum .. Maturity 01.30.2015		100,000.00		38.22	38.22
0.45% annum .. Maturity 03.05.2015		100,000.00		38.22	38.22
0.45% annum .. Maturity 04.01.2015		100,000.00		38.22	38.22
0.45% annum .. Maturity 12.01.2015					
0.45% annum .. Maturity 12.01.2014 ... renewed		100,000.00		38.22	38.22
0.45% annum .. Maturity 04.01.2015		100,000.00		38.22	38.22
0.45% annum .. Maturity 04.01.2015		100,000.00		38.22	38.22
0.45% annum .. Maturity 04.15.2015		100,000.00		38.22	38.22
0.45% annum .. Maturity 06.01.2015		100,000.00		38.22	38.22
0.45% annum .. Maturity 06.15.2015		100,000.00		38.22	38.22
Sub Totals		2,400,000.00		917.28	917.28

COUNTY OF GILLESPIE

Investment Type ... Interest Accrual  
For the Period of October.2014 through December.2014

Financial Institution		November.2014			
		Investment Type		Fully Accrued Interest	
Investment Account Description	Investment Pool	Certificates of Deposit	Investment Pool	CD's	Totals
<b>Certificates of Deposit</b>					
General Fund (10.) ... invested by cash flow					
Security State Bank & Trust					
0.35% annum .. Maturity 02.11.2015		100,000.00		29.73	29.73
0.35% annum .. Maturity 05.02.2015		100,000.00		29.73	29.73
0.35% annum .. Maturity 02.28.2015		100,000.00		29.73	29.73
0.35% annum .. Maturity 10.29.2015		100,000.00		29.73	29.73
0.35% annum .. Maturity 10.29.2014 ... renewed					
0.35% annum .. Maturity 03.04.2015		250,000.00		74.32	74.32
0.35% annum .. Maturity 04.01.2015		500,000.00		148.63	148.63
0.35% annum .. Maturity 07.01.2015		500,000.00		148.63	148.63
0.35% annum .. Maturity 10.01.2015		500,000.00		148.63	148.63
0.35% annum .. Maturity 10.01.2014 ... renewed					
0.35% annum .. Maturity 01.01.2015		500,000.00		148.63	148.63
Sub Totals		2,650,000.00		787.76	787.76
Totals	4,907,572.51	5,050,000.00	228.05	1,705.04	1,933.09
<b>Total Interest Earnings For Covered Period</b>	<b>Interest Earnings For Covered Period First Two Months of Reporting Period</b>		<b>496.19</b>	<b>3,355.16</b>	<b>3,851.35</b>

COUNTY OF GILLESPIE

Investment Type ... Interest Accrual  
For the Period of October.2014 through December.2014

Financial Institution		December.2014			
		Investment Type		Fully Accrued Interest	
Investment Account Description	Investment Pool	Certificates of Deposit	Investment Pool	CD's	Totals
<b>TexPool ... Investment Pool for Public Entities</b>					
General Account ... multi-fund account	3,483,376.50		123.65		123.65
GOB Series 2013 - Jail Project	101,001.20		3.59		3.59
COB 2001/ GOREfunding 2010 Interest & Sinking	709.99		0.00		0.00
District Clerk Holding In Trust	519,999.27		18.43		18.43
County Clerk Holding In Trust	120,491.84		4.29		4.29
Sub Totals	4,225,578.80		149.96		149.96
<b>Texas Class ... Investment Pool for Public Entities</b>					
GOB Series 2013 - Jail Project	682,198.80		55.13		55.13
Sub Totals	682,198.80		55.13		55.13
<b>Certificates of Deposit</b>					
<b>General Fund (10.) ... invested by cash flow</b>					
<b>Blanco National Bank</b>					
0.45% annum .. Maturity 11.07.2015		100,000.00		36.99	36.99
0.45% annum .. Maturity 11.07.2014 ... renewed					
0.45% annum .. Maturity 02.11.2015		100,000.00		36.99	36.99
0.45% annum .. Maturity 01.02.2015		100,000.00		36.99	36.99
0.45% annum .. Maturity 07.19.2015		100,000.00		36.99	36.99
0.45% annum .. Maturity 03.07.2015		100,000.00		36.99	36.99
0.45% annum .. Maturity 09.07.2015		100,000.00		36.99	36.99
0.45% annum .. Maturity 09.07.2014... renewed					
0.45% annum .. Maturity 10.07.2015		100,000.00		36.99	36.99
0.45% annum .. Maturity 10.07.2014 ... renewed					
0.45% annum .. Maturity 05.28.2015		100,000.00		36.99	36.99
0.45% annum .. Maturity 05.28.2015		100,000.00		36.99	36.99
0.45% annum .. Maturity 08.02.2015		100,000.00		36.99	36.99
0.45% annum .. Maturity 11.02.2015		100,000.00		36.99	36.99
0.45% annum .. Maturity 11.02.2014 ... renewed					
0.45% annum .. Maturity 12.02.2015		100,000.00			
0.45% annum .. Maturity 12.02.2014 ... renewed				36.99	36.99
0.45% annum .. Maturity 04.18.2015		100,000.00		36.99	36.99
0.45% annum .. Maturity 11.22.2015		100,000.00		36.99	36.99
0.45% annum .. Maturity 11.22.2014 ... renewed					
0.45% annum .. Maturity 01.30.2015		100,000.00		36.99	36.99
0.45% annum .. Maturity 01.30.2015		100,000.00		36.99	36.99
0.45% annum .. Maturity 03.05.2015		100,000.00		36.99	36.99
0.45% annum .. Maturity 04.01.2015		100,000.00		36.99	36.99
0.45% annum .. Maturity 12.01.2015		100,000.00			
0.45% annum .. Maturity 12.01.2014 ... renewed				36.99	36.99
0.45% annum .. Maturity 04.01.2015		100,000.00		36.99	36.99
0.45% annum .. Maturity 04.01.2015		100,000.00		36.99	36.99
0.45% annum .. Maturity 04.15.2015		100,000.00		36.99	36.99
0.45% annum .. Maturity 06.01.2015		100,000.00		36.99	36.99
0.45% annum .. Maturity 06.15.2015		100,000.00		36.99	36.99
Sub Totals		2,400,000.00		887.76	887.76

COUNTY OF GILLESPIE

Investment Type ... Interest Accrual  
For the Period of October.2014 through December.2014

Financial Institution		December.2014			
		Investment Type		Fully Accrued Interest	
Investment Account Description	Investment Pool	Certificates of Deposit	Investment Pool	CD's	Totals
<b>Certificates of Deposit</b>					
General Fund (10.) ... Invested by cash flow					
Security State Bank & Trust					
0.35% annum .. Maturity 02.11.2015		100,000.00		28.77	28.77
0.35% annum .. Maturity 05.02.2015		100,000.00		28.77	28.77
0.35% annum .. Maturity 02.28.2015		100,000.00		28.77	28.77
0.35% annum .. Maturity 10.29.2015		100,000.00		28.77	28.77
0.35% annum .. Maturity 10.29.2014 ... renewed					
0.35% annum .. Maturity 03.04.2015		250,000.00		71.92	71.92
0.35% annum .. Maturity 04.01.2015		500,000.00		143.84	143.84
0.35% annum .. Maturity 07.01.2015		500,000.00		143.84	143.84
0.35% annum .. Maturity 10.01.2015		500,000.00		143.84	143.84
0.35% annum .. Maturity 10.01.2014 ... renewed					
0.35% annum .. Maturity 01.01.2015		500,000.00		143.84	143.84
Sub Totals		2,650,000.00		762.36	762.36
Totals	4,907,777.60	5,050,000.00	205.09	1,650.12	1,855.21
<b>Total Interest Earnings For Covered Period</b>	<b>Interest Earnings For Covered Period Full Three Months of Reporting Period</b>		<b>701.28</b>	<b>5,005.28</b>	<b>5,706.56</b>

COUNTY OF GILLESPIE

Checking, Sweep, Money Market Accounts ... Interest Accrual  
 Period of October.2014 Through December.2014

October.2014							
Financial Institution	Investment Type			Fully Accrued Interest			
Investment Account Description	Checking	Sweep	Money Market	Checking	Sweep	Money Market	Totals
<b>Security State Bank &amp; Trust</b> County Depository							
<b>Checking Accounts</b>							
General Account ... multi-fund account	(208.81)			0.01			0.01
COB Series 2001 / GOREfunding 2010 Interest & Sinking	37,675.38			1.32			1.32
County Attorney Hot Check	13,769.25			0.59			0.59
Appellate Judicial	1,036.61			0.04			0.04
Justice of Peace No 1	29,973.05			1.67			1.67
Justice of Peace No 2	28,222.24			1.40			1.40
District Clerk ... General Operating	54,857.31			3.14			3.14
County Clerk ... General Operating	42,495.00			1.68			1.68
GOB Series 2013 - Jail Project	1.00			0.00			0.00
GOB Series 2013 - Jail Project Interest & Sinking	227,358.98			8.10			8.10
<b>Sweep Accounts</b>							
General Sweep Account ... multi-fund account		4,641,096.57			920.53		920.53
GOB Series 2013 - Jail Project Sweep		2,286,620.56			590.82		590.82
<b>Totals</b>	<b>435,180.01</b>	<b>6,927,717.13</b>	<b>0.00</b>	<b>17.95</b>	<b>1,511.35</b>	<b>0.00</b>	<b>1,529.30</b>
<b>Total Interest Accruals for Covered Periods</b>	<b>Interest Earnings For Covered Period First Month of Reporting Period</b>			<b>17.95</b>	<b>1,511.35</b>	<b>0.00</b>	<b>1,529.30</b>



COUNTY OF GILLESPIE

Checking, Sweep, Money Market Accounts ... Interest Accrual  
 Period of October.2014 Through December.2014

November.2014							
Financial Institution	Investment Type			Fully Accrued Interest			
Investment Account Description	Checking	Sweep	Money Market	Checking	Sweep	Money Market	Totals
<b>Security State Bank &amp; Trust</b> County Depository							
<b>Checking Accounts</b>							
General Account ... multi-fund account	(227.41)			0.00			0.00
COB Series 2001 / GORefunding 2010 Interest & Sinking	46,471.33			1.59			1.59
County Attorney Hot Check	15,119.23			0.57			0.57
Appellate Judicial	0.04			0.00			0.00
Justice of Peace No 1	46,235.12			1.43			1.43
Justice of Peace No 2	44,750.01			1.37			1.37
District Clerk ... General Operating	64,530.36			2.28			2.28
County Clerk ... General Operating	72,846.41			2.18			2.18
GOB Series 2013 - Jail Project	1.00			0.00			0.00
GOB Series 2013 - Jail Project Interest & Sinking	279,194.07			9.60			9.60
<b>Sweep Accounts</b>							
General Sweep Account ... multi-fund account		4,643,723.20			903.53		903.53
GOB Series 2013 - Jail Project Sweep		2,951,337.18			464.46		464.46
<b>Totals</b>	<b>568,920.16</b>	<b>7,595,060.38</b>	<b>0.00</b>	<b>19.02</b>	<b>1,367.99</b>	<b>0.00</b>	<b>1,387.01</b>
<b>Total Interest Accruals for Covered Periods</b>	<b>Interest Earnings For Covered Period First Two Months of Reporting Period</b>			<b>36.97</b>	<b>2,879.34</b>	<b>0.00</b>	<b>2,916.31</b>

COUNTY OF GILLESPIE

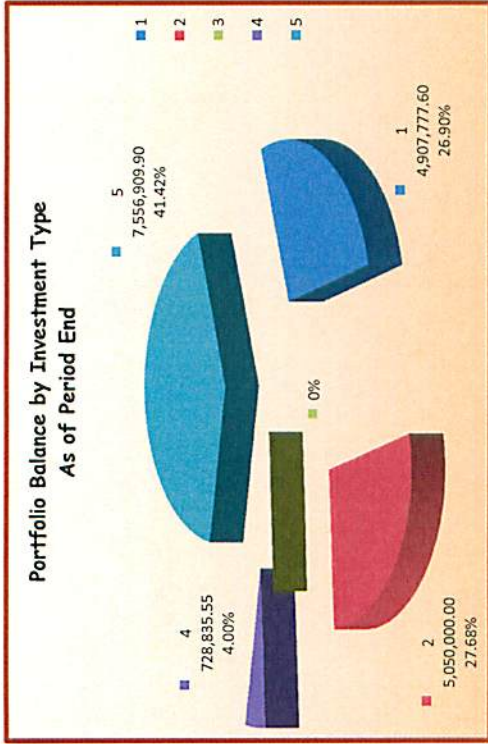
Checking, Sweep, Money Market Accounts ... Interest Accrual  
 Period of October.2014 Through December.2014

December.2014							
Financial Institution	Investment Type			Fully Accrued Interest			
Investment Account Description	Checking	Sweep	Money Market	Checking	Sweep	Money Market	Totals
<b>Security State Bank &amp; Trust</b> County Depository							
<b>Checking Accounts</b>							
General Account ... multi-fund account	(280.89)			0.00			0.00
COB Series 2001 / GORefunding 2010 Interest & Sinking	66,178.56			2.57			2.57
County Attorney Hot Check	13,434.08			0.63			0.63
Appellate Judicial	105.06			0.00			0.00
Justice of Peace No 1	49,747.25			2.21			2.21
Justice of Peace No 2	49,939.80			2.41			2.41
District Clerk ... General Operating	78,588.31			3.24			3.24
County Clerk ... General Operating	71,968.24			3.76			3.76
GOB Series 2013 - Jail Project	1.00			0.00			0.00
GOB Series 2013 - Jail Project Interest & Sinking	399,154.14			15.38			15.38
<b>Sweep Accounts</b>							
General Sweep Account ... multi-fund account		5,487,937.71			1,120.37		1,120.37
GOB Series 2013 - Jail Project Sweep		2,068,972.19			590.79		590.79
<b>Totals</b>	<b>728,835.55</b>	<b>7,556,909.90</b>	<b>0.00</b>	<b>30.20</b>	<b>1,711.16</b>	<b>0.00</b>	<b>1,741.36</b>
<b>Total Interest Accruals for Covered Periods</b>	Interest Earnings For Covered Period Full Three Months of Reporting Period			67.17	4,590.50	0.00	4,657.67

COUNTY OF GILLESPIE

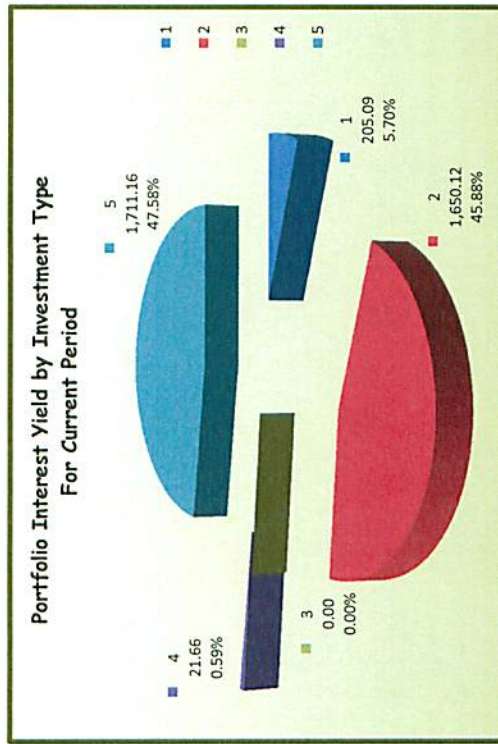
Comparison of Investment to Investment Yield  
For the Period of December.2014

As of December 31, 2014							For the Period of December.2014					
Financial Institution	Account Balance By Investment Type						Interest Yield By Investment Type					
Investment Account Description	Investment Pools	Certificates of Deposit	Agency / Treasury	Checking	Sweep	Totals	Investment Pools	Certificates of Deposit	Agency / Treasury	Checking	Sweep	Totals
<b>TexPool</b>												
<b>Investment Pool for Public Entities</b>												
General Account ... multi-fund account	3,483,376.50					3,483,376.50	123.65					123.65
GOB Series 2013 ... Jail Project	101,001.20					101,001.20	3.59					3.59
COB Series 2001 / GORefunding 2010 Interest & Sinking	709.99					709.99	0.00					0.00
District Clerk ... Holding In Trust	519,999.27					519,999.27	18.43					18.43
County Clerk ... Holding In Trust	<u>120,491.84</u>					<u>120,491.84</u>	<u>4.29</u>					<u>4.29</u>
Sub-totals	4,225,578.80					4,225,578.80	149.96					149.96
<b>Texas Class</b>												
<b>Investment Pool for Public Entities</b>												
GOB Series 2013 ... Jail Project	682,198.80					682,198.80	55.13					55.13
<b>Blanco National Bank</b>												
<b>Certificates of Deposit</b>												
General Fund (10.)		2,400,000.00				2,400,000.00		887.76				887.76
<b>Security State Bank &amp; Trust</b>												
<b>County Depository</b>												
<b>Certificates of Deposit</b>												
General Fund (10.)		2,650,000.00				2,650,000.00		762.36				762.36
<b>Checking Accounts</b>												
General Account ... multi-fund account				(280.89)		(280.89)				0.00		0.00
COB 2001/GORefunding 2010 Interest & Sinking				66,178.56		66,178.56				2.57		2.57
County Attorney HCP				13,434.08		13,434.08				0.63		0.63
Appellate Judicial				105.06		105.06				0.00		0.00
Justice of Peace No 1				49,747.25		49,747.25				2.21		2.21
Justice of Peace No 2				49,939.80		49,939.80				2.41		2.41
District Clerk ... General Operating				78,588.31		78,588.31				3.24		3.24
County Clerk ... General Operating				71,968.24		71,968.24				3.76		3.76
GOB Series 2013 ... Jail Project				1.00		1.00				0.00		0.00
GOB Series 2013 ... Jail Project Interest & Sinking				399,154.14		399,154.14				15.38		15.38
<b>Sweep Accounts</b>												
General Sweep Account ... multi-fund account					5,487,937.71	5,487,937.71					1,120.37	1,120.37
GOB Series 2013 ... Jail Project Sweep Account					2,068,972.19	2,068,972.19					590.79	590.79
<b>Account Balance Totals</b>	<b>4,907,777.60</b>	<b>5,050,000.00</b>	<b>0.00</b>	<b>728,835.55</b>	<b>7,556,909.90</b>	<b>18,243,523.05</b>						
<b>Interest Accrual Totals</b>							<b>205.09</b>	<b>1,650.12</b>	<b>0.00</b>	<b>30.20</b>	<b>1,711.16</b>	<b>3,596.57</b>



### Portfolio Balance by Investment Type December 31, 2014

Investment Type	Balance	Investment Type	Balance
1	4,907,777.60	Investment Pools	4,225,578.80
2	5,050,000.00	Certificates of Deposit	682,198.80
3	0.00	Agency / Treasury	2,400,000.00
4	728,835.55	Checking Accounts	2,650,000.00
5	7,556,909.90	Sweep Accounts	Security State Bank & Trust
<b>Total</b>			<b>18,243,523.05</b>



### Portfolio Interest Yield by Investment Type For the Period of December.2014

Investment Type	Yield	Investment Type	Yield
1	205.09	Investment Pools	149.96
2	1,650.12	Certificates of Deposit	55.13
3	0.00	Agency / Treasury	887.76
4	30.20	Checking Accounts	762.36
5	1,711.16	Sweep Accounts	Security State Bank & Trust
<b>Total</b>			<b>3,596.57</b>

COUNTY OF GILLESPIE

Comparison of Investment to Investment Yield  
For the Period of December, 2014

**Custodial Risk** .. All deposits are collateralized over 100%, all collateral (exclusive FDIC coverage) is placed with a third party that is not a depository of the County, and collateral is pledged to Gillespie County. The County does not invest in CDARS, Security State Bank & Trust (County Depository) with Frost National Bank, San Antonio, Texas  
Blanco National Bank with Texas Independent Bank, Dallas, Texas

**Interest Rate Risk** .. The County Investment Policy does not place limits on investment maturities as a means of managing its exposure to fair value losses arising from increasing interest rates.

**Credit Risk** .. At December 2014, .. The County had no investments in commercial paper, corporate bonds, mutual funds. The investment pool TexPool was rated AAAm by Standard & Poor's. The investment pool Texas Class was rated AAAm by Standard Poor's

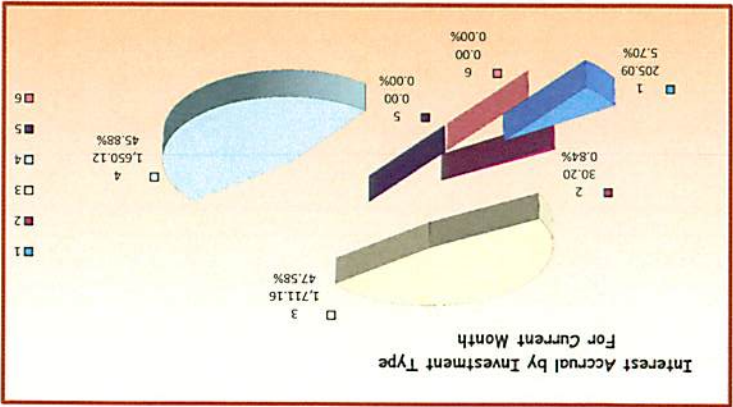
**Concentration of Credit Risk** .. The County does not place any limit on the amount the County may invest with any one issuer. At December 2014, the County had:

26.90	%	of its assets/investments in investment pools
27.68	%	of its assets/investments in certificates of deposit
0.00	%	of its assets/investments in agency/treasury
4.00	%	of its assets/investments in checking accounts
41.42	%	of its assets/investments in sweep accounts

COUNTY OF GILLESPIE

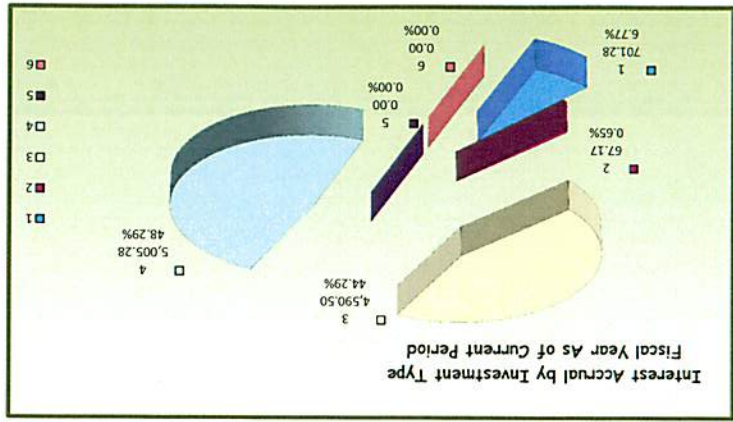
Comparison of Interest Accrual  
October 2014 - September 2015  
Funds Managed by County Treasurer

Investment Type	Oct.2014	Nov.2014	Dec.2014	Jan.2015	Feb.2015	Mar.2015	Apr.2015	May.2015	Jun.2015	Jul.2015	Aug.2015	Sep.2015	Year To Date
Investment Pools	268.14	228.05	205.09										701.28
Depository Checking	17.95	19.02	30.20										67.17
Depository Sweep	1,511.35	1,367.99	1,711.16										4,590.50
Certificate of Deposit	1,650.12	1,705.04	1,650.12										5,005.28
Agency/Treasury	0.00	0.00	0.00										0.00
Money Market	0.00	0.00	0.00										0.00
Monthly Totals	3,447.56	3,220.10	3,296.57										10,364.23
Year To Date Totals	3,447.56	6,767.66	10,364.23	10,364.23	10,364.23	10,364.23	10,364.23	10,364.23	10,364.23	10,364.23	10,364.23	10,364.23	10,364.23



Portfolio Interest Accrual by Investment Type For Month of December, 2014

Investment Type	Amount	Percentage
1 Investment Pools	149.96	55.13%
2 Depository Checking	30.20	11.13%
3 Depository Sweep	1,711.16	61.28%
4 Certificate of Deposit	887.76	31.58%
5 Agency/Treasury	0.00	0.00%
6 Money Market	0.00	0.00%
Total	3,596.57	100.00%



Portfolio Interest Accrual by Investment Type Fiscal Year As of December 31, 2014

Investment Type	Amount	Percentage
1 Investment Pools	345.16	3.33%
2 Depository Checking	67.17	0.65%
3 Depository Sweep	4,590.50	44.29%
4 Certificate of Deposit	2,692.80	26.00%
5 Agency/Treasury	0.00	0.00%
6 Money Market	0.00	0.00%
Total	10,364.23	100.00%

COUNTY OF GILLESPIE

Comparison of Interest Accrual  
 October 2014 - September 2015  
 Funds Managed by County Treasurer

Investment Type	October 2014 through September 2015												Interest Earned Year To Date
	Oct.2014	Nov.2014	Dec.2014	Jan.2015	Feb.2015	Mar.2015	Apr.2015	May.2015	Jun.2015	Jul.2015	Aug.2015	Sep.2015	
<b>TexPool ... Investment Pool for Public Funds</b>													
General Account ... multi-fund account	79.20	81.77	123.65										284.62
GOB Series 2013 ... Jail Project	2.29	2.40	3.59										8.28
COB Series 2001 / GOB Refunding 2010 Interest & Sinking	0.00	0.00	0.00										0.00
District Clerk ... Holding In Trust	11.82	12.22	18.43										42.47
County Clerk ... Holding In Trust	2.73	2.77	4.29										9.79
Sub-totals	95.04	99.15	149.96										345.16
<b>Texas Class ... Investment Pool for Public Funds</b>													
GOB Series 2013 ... Jail Project	172.10	128.82	55.13										356.12
<b>Monthly Totals</b>	<b>268.14</b>	<b>228.05</b>	<b>205.09</b>	<b>0.00</b>	<b>0.00</b>	<b>0.00</b>	<b>0.00</b>	<b>0.00</b>	<b>0.00</b>	<b>0.00</b>	<b>0.00</b>	<b>0.00</b>	<b>701.28</b>
<b>Year To Date Totals</b>	<b>268.14</b>	<b>496.19</b>	<b>701.28</b>	<b>701.28</b>	<b>701.28</b>	<b>701.28</b>	<b>701.28</b>	<b>701.28</b>	<b>701.28</b>	<b>701.28</b>	<b>701.28</b>	<b>701.28</b>	<b>701.28</b>

Investment Type	October 2014 through September 2015												Interest Earned Year To Date
	Oct.2014	Nov.2014	Dec.2014	Jan.2015	Feb.2015	Mar.2015	Apr.2015	May.2015	Jun.2015	Jul.2015	Aug.2015	Sep.2015	
<b>Security State Bank &amp; Trust</b>													
General Account ... multi-fund account	0.01	0.00	0.00										0.01
COB Series 2001 / GOB Refunding 2010 Interest & Sinking	1.32	1.59	2.57										5.48
County Attorney Hot Check	0.59	0.57	0.63										1.79
Appellate Judicial	0.04	0.00	0.00										0.04
Justice of Peace No 1	1.67	1.43	2.21										5.31
Justice of Peace No 2	1.40	1.37	2.41										5.18
District Clerk ... General Operating	3.14	2.28	3.24										8.66
County Clerk ... General Operating	1.68	2.18	3.76										7.62
GOB Series 2013 ... Jail Project	0.00	0.00	0.00										0.00
GOB Series 2013 ... Jail Project Interest & Sinking	8.10	9.50	15.38										33.08
<b>Monthly Totals</b>	<b>17.95</b>	<b>19.02</b>	<b>30.20</b>	<b>0.00</b>	<b>0.00</b>	<b>0.00</b>	<b>0.00</b>	<b>0.00</b>	<b>0.00</b>	<b>0.00</b>	<b>0.00</b>	<b>0.00</b>	<b>67.17</b>
<b>Year To Date Totals</b>	<b>17.95</b>	<b>36.97</b>	<b>67.17</b>	<b>67.17</b>	<b>67.17</b>	<b>67.17</b>	<b>67.17</b>	<b>67.17</b>	<b>67.17</b>	<b>67.17</b>	<b>67.17</b>	<b>67.17</b>	<b>67.17</b>

COUNTY OF GILLESPIE

Comparison of Interest Accrual  
 October 2014 - September 2015  
 Funds Managed by County Treasurer

Investment Type	October 2014 through September 2015												Interest Earned Year To Date	
	Oct.2014	Nov.2014	Dec.2014	Jan.2015	Feb.2015	Mar.2015	Apr.2015	May.2015	Jun.2015	Jul.2015	Aug.2015	Sep.2015		
<b>Sweep Accounts</b>														
General Sweep Account .... multi-fund account	920.53	903.53	1,120.37											2,944.43
GOB Series 2013 ... Jail Project Sweep Account	590.82	464.46	590.79											1,646.07
<b>Monthly Totals</b>	1,511.35	1,367.99	1,711.16											4,590.50
<b>Year To Date Totals</b>	1,511.35	2,879.34	4,590.50	4,590.50	4,590.50	4,590.50	4,590.50	4,590.50	4,590.50	4,590.50	4,590.50	4,590.50	4,590.50	4,590.50

Investment Type	October 2014 through September 2015												Interest Earned Year To Date	
	Oct.2014	Nov.2014	Dec.2014	Jan.2015	Feb.2015	Mar.2015	Apr.2015	May.2015	Jun.2015	Jul.2015	Aug.2015	Sep.2015		
<b>Certificate of Deposit</b>														
General Fund (F 10)	887.76	917.28	887.76											2,692.80
<b>Security State Bank &amp; Trust</b>														
General Fund (F 10)	769.36	787.76	762.36											2,312.48
<b>Monthly Totals</b>	1,650.12	1,705.04	1,650.12											5,005.28
<b>Year To Date Totals</b>	1,650.12	3,355.16	5,005.28	5,005.28	5,005.28	5,005.28	5,005.28	5,005.28	5,005.28	5,005.28	5,005.28	5,005.28	5,005.28	5,005.28

Investment Type	October 2014 through September 2015												Interest Earned Year To Date	
	Oct.2014	Nov.2014	Dec.2014	Jan.2015	Feb.2015	Mar.2015	Apr.2015	May.2015	Jun.2015	Jul.2015	Aug.2015	Sep.2015		
<b>Agency / Treasury</b>														
(none at present)	0.00	0.00	0.00											0.00
<b>Monthly Totals</b>	0.00	0.00	0.00											0.00
<b>Year To Date Totals</b>	0.00	0.00	0.00	0.00	0.00	0.00	0.00	0.00	0.00	0.00	0.00	0.00	0.00	0.00

Investment Type	October 2014 through September 2015												Interest Earned Year To Date	
	Oct.2014	Nov.2014	Dec.2014	Jan.2015	Feb.2015	Mar.2015	Apr.2015	May.2015	Jun.2015	Jul.2015	Aug.2015	Sep.2015		
<b>Money Market</b>														
(none at present)	0.00	0.00	0.00											0.00
<b>Monthly Totals</b>	0.00	0.00	0.00											0.00
<b>Year To Date Totals</b>	0.00	0.00	0.00	0.00	0.00	0.00	0.00	0.00	0.00	0.00	0.00	0.00	0.00	0.00



## The State of Texas, County of Gillespie

Before me, the undersigned authority, this day personally appeared Laura Lundquist, County Treasurer, to me well known, who, being duly sworn, deposes and says that the above and foregoing report is true and correct.

Witness my hand and seal of office, this \_\_\_\_\_ day of \_\_\_\_\_, \_\_\_\_\_ A.D.

\_\_\_\_\_  
Mary Lynn Rusche, County Clerk  
County of Gillespie, State of Texas

Compared, examined, and approved in open Commissioners' Court this \_\_\_\_\_ day of \_\_\_\_\_, \_\_\_\_\_ A.D.

\_\_\_\_\_  
Mark Stroehler, County Judge

\_\_\_\_\_  
Curtis Cameron, Commissioner Pct No 1

\_\_\_\_\_  
William A. Roeder, Commissioner Pct No 2

\_\_\_\_\_  
Calvin Ransleben, Commissioner Pct No 3

\_\_\_\_\_  
Donald W. Schuch, Commissioner Pct No 4