



COUNTY OF GILLESPIE, TEXAS

Investment Portfolio Summary

For the Period Ending
December 31, 2016

Unaudited

COUNTY OF GILLESPIE, TEXAS

Investment Portfolio Summary

In accordance with the Public Funds Investment Act Sec 2256.023, not less than quarterly, the County Investment Officer shall prepare and submit to the Commissioners Court a written report of investment transactions for all funds for the preceding reporting period.

This portfolio is in compliance with the County of Gillespie's Investment Policy and applicable laws. The information contained in this report should not be used for any purpose other than determining compliance with the Act.

General Statement:

The County continues to take a conservative approach to investment of county funds. Investment strategies are built on cash flow versus fund name. County funds are predominantly invested in TexPool and Texas Class ... investment services for public funds ... and certificate of deposits. Depository interest-bearing checking accounts are used more as clearing accounts than a type of investment. The General Checking Account (multi-fund account) ... interest-bearing, with a one dollar (\$1.00) threshold ... is attached to a sweep account with a \$25,000.00 required minimum balance. The COB2001/Ref2010 Interest & Sinking, GOB2013 Jail Project, and GOB2013 Interest & Sinking funds are also in individual interest-bearing checking accounts, each with a one dollar (\$1.00) threshold ... and attached to sweep accounts with \$25,000.00 required minimum balances.

With the Investment Policy approved January 12, 2015 ... fee office accounts of County Clerk, District Clerk, Justice of Peace No 1 and Justice of Peace No 2 will be allowed to be attached to a single sweep account with a \$25,000.00 required minimum balance and the individual fee accounts will remain interest-bearing, with a one dollar (\$1.00) threshold. This option is pending financial institution restrictions.



Laura Lundquist
County Treasurer ... County Investment Officer

Taken From County Investment Policy

As Revised

SECTION 5 INVESTMENT REPORTING AND PERFORMANCE EVALUATION

Section 5.01 Quarterly Report

In accordance with PFIA Sec. 2256.023, not less than quarterly, the County Investment Officer shall prepare and submit to the Commissioners Court a written report of investment transactions for all funds for the preceding reporting period within a reasonable time after the end of the period. An independent auditor, who will report findings to the Commissioners Court, shall formally review the report annually if the County invests in securities other than money market mutual funds, investment pools, or accounts offered by the depository bank.

The report must:

- 1) describe in detail the investment position of the County on the date of the report;
- 2) prepared by the investment officer of the County;
- 3) be signed by the investment officer of the County;
- 4) contain a summary statement of each pooled fund group that states the:
 - a) beginning market value for the reporting period;
 - b) ending market value for the period; and
 - c) fully accrued interest for the reporting period;
- 5) state the book value and market value of each separately invested asset at the beginning and end of the reporting period by the type of asset and fund type invested;
- 6) state the maturity date of each separately invested asset that has a maturity date;
- 7) state the account or fund or group of funds in the County for which each individual investment was acquired;
and
- 8) state the compliance of the investment portfolio of the County as it relates to:
 - a) the investment strategy expressed in the Policy; and
 - b) relevant provisions of Sec. 2256.023

Section 5.02 Notification of Investment Changes

It shall be the duty of the County Investment Officer to notify the Commissioners Court of any significant changes in current investment methods and procedures prior to their implementation.

Section 7 **INVESTMENT STRATEGIES FOR FUNDS OR GROUP OF FUNDS**

Section 7.01 **General Statement**

Funds of the County will be invested in accordance with federal and state laws, the County Investment *Policy* and written administrative procedures.

The County will invest according to investment strategies for each fund or pooled fund group. Investment strategies are built on cash flow versus fund name.

Section 7.02 **Definitions**

Bond Proceeds means the proceeds from the sale of bonds, notes, and other obligations issued by an entity, and reserves and funds maintained by an entity for debt service purposes.

Funds means public funds in the custody of a state agency or local government that:

- a) are not required by law to be deposited in the state treasury; and
- b) the investing entity has authority to invest.

Investment Pool means an entity created under Chapter 2256. PFIA to invest public funds jointly on behalf of the entities that participate in the pool and whose investment objectives in order of priority are:

- a) preservation and safety of principal;
- b) liquidity; and
- c) yield.

Matching Approach an investment method that matches maturing investments with disbursements. This approach requires an accurate forecast of disbursement requirements.

Pooled Fund Group means an internally created fund of an investing entity in which one or more accounts or funds of the investing entity are invested.

Separately Invested Asset means an account or fund of a state agency or local government that is not invested in a pooled fund group.

Section 7.03 General Fund Group ... A Pooled Fund Group

The County's operating expenditures and revenues to fund those expenditures are accounted for in the County's general fund group (General F.10; Road & Bridge F.15; Road Precincts F.16, F.17, F.18, F.19). Most of the general fund group is pooled with other County funds for investment purposes unless specific restrictions are placed upon such funds. The investment strategy for the general fund group, as well as for the County's investment pool as a whole, is the **Matching Approach**.

The maximum allowable stated maturity of any individual investment relating to the general fund group is twenty-four (24) months. Prior approval of the Investment Committee must be received before investing beyond a stated maturity of twelve (12) months. Prior approval of Commissioners Court, upon recommendation of the Investment Committee, must be received before investing beyond a stated maturity of twenty-four (24) months.

Section 7.04 Special Revenue Funds

Operations that are funded with restricted revenues are accounted for as special revenue funds. Most of the special revenue funds are included for investment purposes in the County's investment pool except for some grant funds. Certain grant agreements require the use of separate bank accounts restricted for use of proceeds under the grant agreement. The investment strategy used for all special revenue funds not included in the County's investment pool is the **Matching Approach**.

Section 7.05 Debt Service Funds

The debt service funds are used to account for bond proceeds. The debt service funds are not pooled with other funds but are separately invested largely in an **Investment Pool** with assets available on demand.

Section 7.06 Interest and Sinking Funds

The interest and sinking funds are used to account for the accumulation of resources to fund periodic principal and interest payments on outstanding obligations. The revenue stream is predictable and the majority comes from ad valorem tax. The interest and sinking funds are not pooled with other funds but are separately invested. As practical ... funds may be invested in an **Investment Pool** account with assets available on demand.

Section 7.07 Capital Project Funds

(open)

Section 7.08 District Clerk Registry Funds

Registry funds (trust accounts, bonds) are held in trust by the Gillespie County District Clerk and invested by the County Investment Officer. Investment strategy used for this fund is to invest in an Investment Pool with assets available on demand.

Existing investments made by the District Clerk ... prior to the “Cash Management Agreement” of May 2002 between the District Clerk and the County Treasurer ... are not required to be liquidated if these investments were authorized investments at the time of purchase.

Section 7.09 County Clerk Registry Funds

Registry funds (trust accounts, bonds, etc.) are held in trust by the Gillespie County Clerk and invested by the County Investment Officer. Investment strategy used for this fund is to invest in an Investment Pool with assets available on demand.

Existing investments made by the County Clerk ... prior to the “Cash Management Agreement” of January 2006 between the County Clerk and the County Treasurer ... are not required to be liquidated if these investments were authorized investments at the time of purchase.

Section 7.10(a) Justice of the Peace No 1 Funds

The Justice of the Peace No 1 funds ... court costs, fines, fees, bonds ... are accounted as a fund balance account with initial deposits placed in separate checking account. As practical ... funds may be invested in an Investment Pool account with assets available on demand.

With the Investment Policy approved January 12, 2015 ... fee office checking accounts of County Clerk, District Clerk, Justice of Peace No 1 and No 2 will be allowed to be attached to a single sweep account with a \$25,000.00 required minimum balance and the individual fee accounts will remain interest-bearing, with a one dollar (\$1.00) threshold.

Thus, maintaining all funds liquid.

Section 7.10(b) Justice of the Peace No 2 Funds

The Justice of the Peace No 2 funds ... court costs, fines, fees, bonds ... are accounted as a fund balance account with initial deposits placed in separate checking account. As practical ... funds may be invested in an Investment Pool account with assets available on demand.

With the Investment Policy approved January 12, 2015 ... fee office checking accounts of County Clerk, District Clerk, Justice of Peace No 1 and No 2 will be allowed to be attached to a single sweep account with a \$25,000.00 required minimum balance and the individual fee accounts will remain interest-bearing, with a one dollar (\$1.00) threshold.

Thus, maintaining all funds liquid.

Section 7.11 County Attorney Hot Check Funds

The County Attorney Hot Check funds are not pooled with other funds but held in a separate checking account. As practical ... funds may be invested in an Investment Pool account with assets available on demand.

Thus, maintaining all funds liquid.

Section 7.12 District Clerk Funds

The District Clerk funds ... court costs, fines, fees, bonds ... are accounted as a fund balance account with initial deposits placed in separate checking account. As practical ... funds may be invested in an Investment Pool account with assets available on demand.

With the Investment Policy approved January 12, 2015 ... fee office checking accounts of County Clerk, District Clerk, Justice of Peace No 1 and No 2 will be allowed to be attached to a single sweep account with a \$25,000.00 required minimum balance and the individual fee accounts will remain interest-bearing, with a one dollar (\$1.00) threshold.

Thus, maintaining all funds liquid.

Section 7.13 County Clerk Funds

The County Clerk funds ... court costs, fines, fees, bonds ... are accounted as a fund balance account with initial deposits placed in separate checking account. As practical ... funds may be invested in an Investment Pool account with assets available on demand.

With the Investment Policy approved January 12, 2015 ... fee office checking accounts of County Clerk, District Clerk, Justice of Peace No 1 and No 2 will be allowed to be attached to a single sweep account with a \$25,000.00 required minimum balance and the individual fee accounts will remain interest-bearing, with a one dollar (\$1.00) threshold.

Thus, maintaining all funds liquid.

COUNTY OF GILLESPIE

Investment / Cash Summary
For the Period Ending September 30, 2016 Through December 31, 2016

Financial Entity	September.2016						October.2016					
Account Description	Investment Pools	Certificates of Deposit	Agency / Treasury	Checking	Sweep	Totals	Investment Pools	Certificates of Deposit	Agency / Treasury	Checking	Sweep	Totals
TexPool ... Investment Pool for Government Entities												
General Account ... multi-fund account	3,494,955.43					3,494,955.43	3,496,091.57					3,496,091.57
GOB Series 2013 - Jail Project	0.00					0.00	0.00					0.00
COB 2001/Ref 2010 Interest & Sinking	712.68					712.68	712.99					712.99
District Clerk Holding In Trust	18,073.71					18,073.71	18,079.62					18,079.62
County Clerk Holding In Trust	120,892.46					120,892.46	120,931.75					120,931.75
	3,634,634.28						3,635,815.93					
Texas Class ... Investment Pool for Government Entities												
GOB Series 2013 - Jail Project	252,974.32					252,974.32	253,151.64					253,151.64
Blanco National Bank												
General Fund (10.)		2,400,000.00				2,400,000.00		2,400,000.00				2,400,000.00
Security State Bank & Trust												
Sweep Accounts												
General Account ... multi-fund account					8,032,700.61	8,032,700.61					6,922,332.38	6,922,332.38
COB 2001/Ref 2010 Interest & Sinking					59,453.41	59,453.41					59,885.41	59,885.41
GOB Series 2013 - Jail Project					42,587.06	42,587.06					37,061.28	37,061.28
GOB Series 2013 - Interesting & Sinking					366,861.81	366,861.81					369,010.23	369,010.23
Other Accounts												
General Fund (10.)		2,650,000.00		(156.03)		2,649,843.97		2,650,000.00		(4.87)		2,649,995.13
COB 2001/Ref 2010 Interest & Sinking				1.00		1.00				1.00		1.00
County Attorney HCP				12,196.34		12,196.34				11,538.93		11,538.93
Appellate Judicial				920.91		920.91				0.00		0.00
Justice of Peace No 1				63,306.73		63,306.73				26,441.68		26,441.68
Justice of Peace No 2				33,231.21		33,231.21				18,437.89		18,437.89
County Clerk ... General Operating				52,237.21		52,237.21				45,366.60		45,366.60
District Clerk ... General Operating				84,204.31		84,204.31				67,512.37		67,512.37
GOB Series 2013 - Jail Project				1.00		1.00				1.00		1.00
GOB Series 2013 - Interest & Sinking				1.00		1.00				1.00		1.00
Totals	3,887,608.60	5,050,000.00	0.00	245,943.68	8,501,602.89	17,685,155.17	3,888,967.57	5,050,000.00	0.00	169,295.60	7,388,289.30	16,496,552.47
							Monthly Net Change					
							1,358.97	0.00	0.00	(76,648.08)	(1,113,313.59)	(1,188,602.70)

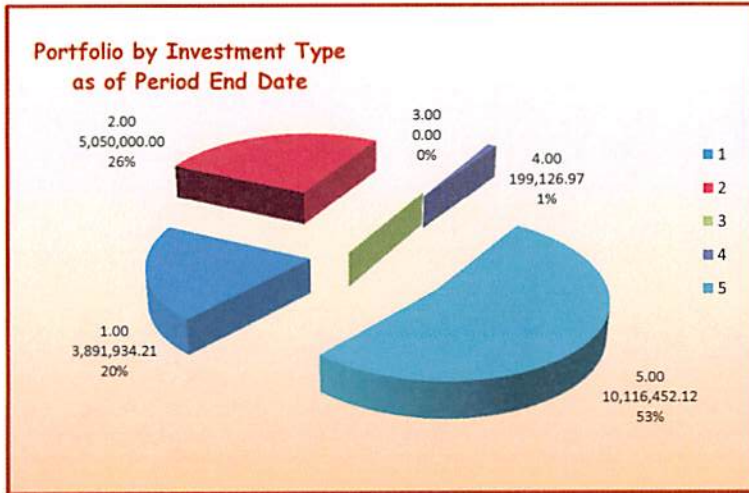
COUNTY OF GILLESPIE

**Investment / Cash Summary
For the Period Ending September 30, 2016 Through December 31, 2016**

November.2016						December.2016						Financial Entity
Investment Pools	Certificates of Deposit	Agency / Treasury	Checking	Sweep	Totals	Investment Pools	Certificates of Deposit	Agency / Treasury	Checking	Sweep	Totals	Account Description
												TexPool ... Investment Pool for Government Entities
3,497,237.13					3,497,237.13	3,498,594.58					3,498,594.58	General Account ... multi-fund account
0.00					0.00	0.00					0.00	GOB Series 2013 - Jail Project
713.29					713.29	713.60					713.60	COB 2001/Ref 2010 Interest & Sinking
18,085.53					18,085.53	18,092.51					18,092.51	District Clerk Holding In Trust
<u>120,971.33</u>					120,971.33	<u>121,018.31</u>					121,018.31	County Clerk Holding In Trust
3,637,007.28						3,638,419.00						
												Texas Class ... Investment Pool for Government Entities
253,325.17					253,325.17	253,515.21					253,515.21	GOB Series 2013 - Jail Project
												Blanco National Bank
	2,400,000.00				2,400,000.00		2,400,000.00				2,400,000.00	General Fund (10.)
												Security State Bank & Trust
												Sweep Accounts
				7,450,854.38	7,450,854.38					9,410,129.15	9,410,129.15	General Account .. multi-fund account
				72,633.36	72,633.36					99,678.09	99,678.09	COB 2001/Ref 2010 Interest & Sinking
				37,076.51	37,076.51					37,091.75	37,091.75	GOB Series 2013 - Jail Project
				436,027.35	436,027.35					569,553.13	569,553.13	GOB Series 2013 - Interesting & Sinking
												Other Accounts
	2,650,000.00		(142.25)		2,649,857.75		2,650,000.00		(94.39)		2,649,905.61	General Fund (10.)
			1.00		1.00				1.00		1.00	COB 2001/Ref 2010 Interest & Sinking
			7,718.07		7,718.07				6,048.83		6,048.83	County Attorney HCP
			0.00		0.00				0.00		0.00	Appellate Judicial
			38,000.45		38,000.45				36,360.96		36,360.96	Justice of Peace No 1
			35,131.39		35,131.39				29,491.06		29,491.06	Justice of Peace No 2
			73,968.53		73,968.53				37,498.80		37,498.80	County Clerk ... General Operating
			75,145.69		75,145.69				89,818.71		89,818.71	District Clerk ... General Operating
			1.00		1.00				1.00		1.00	GOB Series 2013 - Jail Project
			1.00		1.00				1.00		1.00	GOB Series 2013 - Interest & Sinking
3,890,332.45	5,050,000.00	0.00	229,824.88	7,996,591.60	17,166,748.93	3,891,934.21	5,050,000.00	0.00	199,126.97	10,116,452.12	19,257,513.30	Totals
1,364.88	0.00	0.00	60,529.28	608,302.30	670,196.46	1,601.76	0.00	0.00	(30,697.91)	2,119,860.52	2,090,764.37	Monthly Net Change
						4,325.61	0.00	0.00	(46,816.71)	1,614,849.23	1,572,358.13	Quarterly Net Change

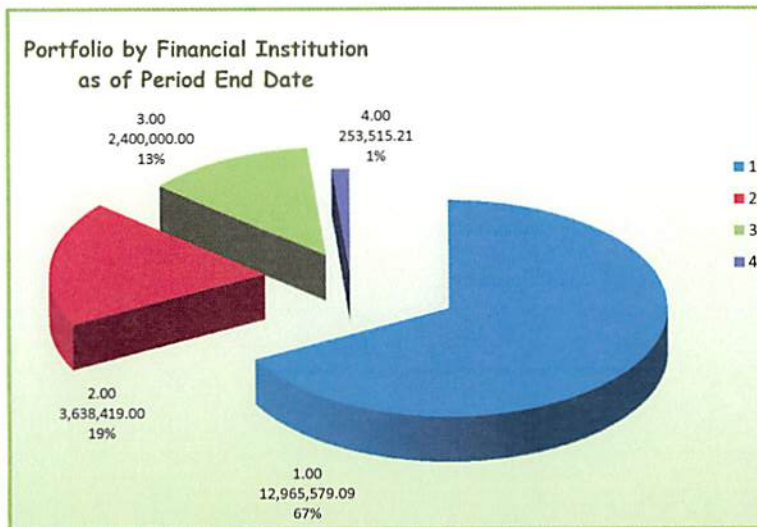
COUNTY OF GILLESPIE

Investment / Cash Summary For the Period Ending September 30, 2016 Through December 31, 2016



**Portfolio by Investment Type
As of December 31, 2016**

1	3,891,934.21	Investment Pools
2	5,050,000.00	Certificates of Deposit
3	0.00	Agency / Treasury
4	199,126.97	Checking
5	<u>10,116,452.12</u>	Sweep
	19,257,513.30	Total



**Portfolio by Financial Institution
As of December 31, 2016**

1	12,965,579.09	Security State Bank & Trust
2	3,638,419.00	TexPool
3	2,400,000.00	Blanco National Bank
4	<u>253,515.21</u>	Texas Class
	19,257,513.30	Total

COUNTY OF GILLESPIE

Investment Type ... Interest Accrual
For the Period of October,2016 through December,2016

Financial Institution	October,2016			November,2016			December,2016		
Investment Account Description	Investment Type	Investment Pool	Certificates of Deposit	Investment Type	Investment Pool	Certificates of Deposit	Investment Type	Investment Pool	Certificates of Deposit
	Fully Accrued Interest	CD(s)	Totals	Fully Accrued Interest	CD(s)	Totals	Fully Accrued Interest	CD(s)	Totals
Investment Pool for Public Entities									
TexPool									
General Account ... multi-fund account	1,136.14		3,496,091.57	1,145.56		3,498,594.58	1,357.45		1,357.45
GOB Series 2013 - Jail Project	0.00		0.00	0.00		0.00	0.00		0.00
GOB 2001/Ref 2010 Interest & Sinking	0.31		712.99	0.30		713.60	0.31		0.31
District Clerk Holding in Trust	5.91		18,079.62	5.91		18,092.51	6.98		6.98
County Clerk Holding in Trust	39.29		120,931.75	39.58		121,018.31	46.98		46.98
Sub Totals	1,181.65		3,635,615.93	1,191.35		3,638,419.00	1,411.72		1,411.72
Investment Pool for Public Entities									
TexasClass									
GOB Series 2013 - Jail Project	177.32		253,151.64	173.53		253,515.21	190.04		190.04
Sub Totals	177.32		253,151.64	173.53		253,325.17	190.04		190.04

COUNTY OF GILLESPIE

Investment Type ... Interest Accrual
For the Period of October.2016 through December.2016

Financial Institution	October.2016					November.2016					December.2016					
	Investment Type		Fully Accrued Interest			Investment Type		Fully Accrued Interest			Investment Type		Fully Accrued Interest			
	Investment Account Description	Investment Pool	Certificates of Deposit	Investment Pool	CD(s)	Totals	Investment Pool	Certificates of Deposit	Investment Pool	CD(s)	Totals	Investment Pool	Certificates of Deposit	Investment Pool	CD(s)	Totals
Certificates of Deposit																
General Fund (10.) ... Invested by cash flow																
Blanco National Bank																
0.45% annum .. Maturity 11.07.2017						0.00				100,000.00					36.99	36.99
0.45% annum .. Maturity 11.07.2016 ... renewed			100,000.00			36.99					38.22					38.22
0.45% annum .. Maturity 02.11.2017			100,000.00			36.99				100,000.00					36.99	36.99
0.45% annum .. Maturity 01.02.2017			100,000.00			36.99				100,000.00					36.99	36.99
0.45% annum .. Maturity 07.19.2017			100,000.00			36.99				100,000.00					36.99	36.99
0.45% annum .. Maturity 03.07.2017			100,000.00			36.99				100,000.00					36.99	36.99
0.45% annum .. Maturity 09.07.2017			100,000.00			36.99				100,000.00					36.99	36.99
0.45% annum .. Maturity 09.07.2016 ... renewed						0.00										0.00
0.45% annum .. Maturity 10.07.2017			100,000.00			0.00				100,000.00					36.99	36.99
0.45% annum .. Maturity 10.07.2016 ... renewed						36.99										0.00
0.45% annum .. Maturity 05.28.2017			100,000.00			36.99				100,000.00					36.99	36.99
0.45% annum .. Maturity 05.28.2017			100,000.00			36.99				100,000.00					36.99	36.99
0.45% annum .. Maturity 08.02.2017			100,000.00			36.99				100,000.00					36.99	36.99
0.45% annum .. Maturity 11.02.2017						0.00				100,000.00					36.99	36.99
0.45% annum .. Maturity 11.02.2016 ... renewed			100,000.00			36.99					38.22					38.22
0.45% annum .. Maturity 12.02.2017						0.00									100,000.00	0.00
0.45% annum .. Maturity 12.02.2016 ... renewed			100,000.00			36.99				100,000.00					36.99	36.99
0.45% annum .. Maturity 04.18.2017			100,000.00			36.99				100,000.00					36.99	36.99
0.45% annum .. Maturity 11.22.2017						0.00				100,000.00					36.99	36.99
0.45% annum .. Maturity 11.22.2016 ... renewed			100,000.00			36.99					38.22					38.22
0.45% annum .. Maturity 01.30.2017			100,000.00			36.99				100,000.00					36.99	36.99
0.45% annum .. Maturity 01.30.2017			100,000.00			36.99				100,000.00					36.99	36.99
0.45% annum .. Maturity 03.05.2017			100,000.00			36.99				100,000.00					36.99	36.99
0.45% annum .. Maturity 04.01.2017			100,000.00			36.99				100,000.00					36.99	36.99
0.45% annum .. Maturity 12.01.2017						0.00									100,000.00	0.00
0.45% annum .. Maturity 12.01.2016 ... renewed			100,000.00			36.99				100,000.00					36.99	36.99
0.45% annum .. Maturity 04.01.2017			100,000.00			36.99				100,000.00					36.99	36.99
0.45% annum .. Maturity 04.01.2017			100,000.00			36.99				100,000.00					36.99	36.99
0.45% annum .. Maturity 04.15.2017			100,000.00			36.99				100,000.00					36.99	36.99
0.45% annum .. Maturity 06.01.2017			100,000.00			36.99				100,000.00					36.99	36.99
0.45% annum .. Maturity 06.15.2017			100,000.00			36.99				100,000.00					36.99	36.99
Sub Totals			2,400,000.00			887.76				2,400,000.00					887.76	887.76

COUNTY OF GILLESPIE

Investment Type ... Interest Accrual
For the Period of October.2016 through December.2016

Financial Institution	October.2016					November.2016					December.2016													
	Investment Type		Fully Accrued Interest			Investment Type		Fully Accrued Interest			Investment Type		Fully Accrued Interest											
	Investment Account Description	Investment Pool	Certificates of Deposit	Investment Pool	CD(s)	Totals	Investment Pool	Certificates of Deposit	Investment Pool	CD(s)	Totals	Investment Pool	Certificates of Deposit	Investment Pool	CD(s)	Totals								
Certificates of Deposit																								
General Fund (10.) ... invested by cash flow																								
Security State Bank & Trust																								
0.35% annum .. Maturity 02.11.2017			100,000.00		28.77	28.77				100,000.00		29.73	29.73			100,000.00		28.77	28.77					
0.35% annum .. Maturity 05.02.2017			100,000.00		28.77	28.77				100,000.00		29.73	29.73			100,000.00		28.77	28.77					
0.35% annum .. Maturity 02.28.2017			100,000.00		28.77	28.77				100,000.00		29.73	29.73			100,000.00		28.77	28.77					
0.40% annum .. Maturity 10.29.2017			100,000.00			0.00				100,000.00		33.97	33.97			100,000.00		32.88	32.88					
0.35% annum .. Maturity 10.29.2016 ... renewed					28.77	28.77							0.00						0.00					
0.35% annum .. Maturity 03.04.2017			250,000.00		71.92	71.92				250,000.00		74.32	74.32			250,000.00		71.92	71.92					
0.35% annum .. Maturity 04.01.2017			500,000.00		143.84	143.84				500,000.00		148.63	148.63			500,000.00		143.84	143.84					
0.40% annum .. Maturity 07.01.2017			500,000.00		164.39	164.39				500,000.00		169.86	169.86			500,000.00		164.39	164.39					
0.40% annum .. Maturity 10.01.2017			500,000.00			0.00				500,000.00		169.86	169.86			500,000.00		164.39	164.39					
0.35% annum .. Maturity 10.01.2016 ... renewed					143.84	143.84							0.00						0.00					
0.35% annum .. Maturity 01.01.2017			500,000.00		143.84	143.84				500,000.00		148.63	148.63			500,000.00		143.84	143.84					
Sub Totals			2,650,000.00		782.91	782.91				2,650,000.00		834.46	834.46			2,650,000.00		807.57	807.57					
Totals			3,888,967.57		5,050,000.00	1,358.97	1,670.67	3,029.64			3,890,332.45		5,050,000.00	1,364.88	1,751.74	3,116.62			3,891,934.21		5,050,000.00	1,601.76	1,695.33	3,297.09
Total Interest Earnings For Covered Period			Interest Earnings For Covered Period First Month of Reporting Period		1,358.97	1,670.67	3,029.64			Interest Earnings For Covered Period First Two Months of Reporting Period		2,723.85	3,422.41	6,146.26			Interest Earnings For Covered Period Full Three Months of Reporting Period		4,325.61	5,117.74	9,443.35			

COUNTY OF GILLESPIE

Checking, Sweep, Money Market Accounts ... Interest Accrual
 Period of October.2016 Through December.2016

October.2016							
Financial Institution	Investment Type			Fully Accrued Interest			
Investment Account Description	Checking	Sweep	Money Market	Checking	Sweep	Money Market	Totals
Security State Bank & Trust County Depository							
Checking Accounts							
General Account ... multi-fund account	(4.87)			0.01			0.01
COB Series 2001 / Ref 2010 Interest & Sinking	1.00			0.00			0.00
GOB Series 2013 - Jail Project	1.00			0.00			0.00
GOB Series 2013 - Jail Project Interest & Sinking	1.00			0.00			0.00
County Attorney Hot Check	11,538.93			0.50			0.50
Appellate Judicial	0.00			0.00			0.00
Justice of Peace No 1	26,441.68			1.43			1.43
Justice of Peace No 2	18,437.89			0.72			0.72
County Clerk ... General Operating	45,366.60			1.90			1.90
District Clerk ... General Operating	67,512.37			2.92			2.92
Sweep Accounts							
General Account ... multi-fund account		6,922,332.38			3,185.94		3,185.94
COB Series 2001 / Ref 2010 Interest & Sinking		59,885.41			25.31		25.31
GOB Series 2013 - Jail Project		37,061.28			17.10		17.10
GOB Series 2013 - Interest & Sinking		369,010.23			156.13		156.13
Money Market Accounts							
(none)							0.00
Totals	169,295.60	7,388,289.30	0.00	7.48	3,384.48	0.00	3,391.96
Total Interest Accruals for Covered Periods	Interest Earnings For Covered Period First Month of Reporting Period			7.48	3,384.48	0.00	3,391.96

COUNTY OF GILLESPIE

Checking, Sweep, Money Market Accounts ... Interest Accrual
 Period of October.2016 Through December.2016

November.2016							
Financial Institution	Investment Type			Fully Accrued Interest			
Investment Account Description	Checking	Sweep	Money Market	Checking	Sweep	Money Market	Totals
Security State Bank & Trust							
County Depository							
Checking Accounts							
General Account ... multi-fund account	(142.25)			0.02			0.02
COB Series 2001 / Ref 2010 Interest & Sinking	1.00			0.00			0.00
GOB Series 2013 - Jail Project	1.00			0.00			0.00
GOB Series 2013 - Jail Project Interest & Sinking	1.00			0.00			0.00
County Attorney Hot Check	7,718.07			0.34			0.34
Appellate Judicial	0.00			0.00			0.00
Justice of Peace No 1	38,000.45			1.32			1.32
Justice of Peace No 2	35,131.39			1.05			1.05
County Clerk ... General Operating	73,968.53			2.39			2.39
District Clerk ... General Operating	75,145.69			3.06			3.06
Sweep Accounts							
General Account ... multi-fund account		7,450,854.38			3,037.38		3,037.38
COB Series 2001 / Ref 2010 Interest & Sinking		72,633.36			27.58		27.58
GOB Series 2013 - Jail Project		37,076.51			15.23		15.23
GOB Series 2013 - Interest & Sinking		436,027.35			166.86		166.86
Money Market Accounts							
(none)							0.00
Totals	229,824.88	7,996,591.60	0.00	8.18	3,247.05	0.00	3,255.23
Total Interest Accruals for Covered Periods	Interest Earnings For Covered Period First Two Months of Reporting Period			15.66	6,631.53	0.00	6,647.19

COUNTY OF GILLESPIE

Checking, Sweep, Money Market Accounts ... Interest Accrual
Period of October.2016 Through December.2016

December.2016							
Financial Institution	Investment Type			Fully Accrued Interest			
Investment Account Description	Checking	Sweep	Money Market	Checking	Sweep	Money Market	Totals
Security State Bank & Trust County Depository							
Checking Accounts							
General Account ... multi-fund account	(94.39)			0.01			0.01
COB Series 2001 / Ref 2010 Interest & Sinking	1.00			0.00			0.00
GOB Series 2013 - Jail Project	1.00			0.00			0.00
GOB Series 2013 - Jail Project Interest & Sinking	1.00			0.00			0.00
County Attorney Hot Check	6,048.83			0.28			0.28
Appellate Judicial	0.00			0.00			0.00
Justice of Peace No 1	36,360.96			1.60			1.60
Justice of Peace No 2	29,491.06			1.37			1.37
County Clerk ... General Operating	37,498.80			3.20			3.20
District Clerk ... General Operating	89,818.71			3.33			3.33
Sweep Accounts							
General Account ... multi-fund account		9,410,129.15			3,385.19		3,385.19
COB Series 2001 / Ref 2010 Interest & Sinking		99,678.09			33.39		33.39
GOB Series 2013 - Jail Project		37,091.75			15.24		15.24
GOB Series 2013 - Interest & Sinking		569,553.13			196.65		196.65
Money Market Accounts							
(none)							0.00
Totals	199,126.97	10,116,452.12	0.00	9.79	3,630.47	0.00	3,640.26
Total Interest Accruals for Covered Periods							
Interest Earnings For Covered Period Full Three Months of Reporting Period				25.45	10,262.00	0.00	10,287.45

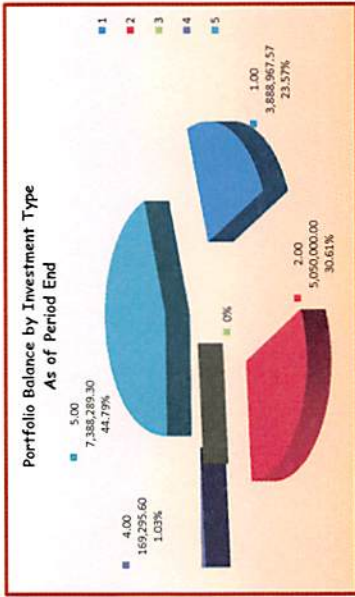
COUNTY OF GILLESPIE

Comparison of Investment to Investment Yield
For Period of October, 2016


Financial Institution		As of October 31, 2016				For the Period of October, 2016							
Investment Account Description	Investment Pools	Certificates of Deposit	Agency / Treasury	Checking	Sweep	Totals	Investment Pools	Certificates of Deposit	Agency / Treasury	Checking	Sweep	Totals	
Taxpool													
Investment Pool for Public Entities	3,496,091.57	3,496,091.57	1,136.14			3,496,091.57	1,136.14					1,136.14	
General Account - multi-fund account	0.00	0.00	0.00			0.00	0.00					0.00	
GOB Series 2013 - Jail Project	712.99	712.99	0.31			712.99	0.31					0.31	
COB Series 2001 / COFunding 2010 Interest	16,079.62	16,079.62	5.91			16,079.62	5.91					5.91	
District Clerk - Holding in Trust	120,931.75	120,931.75	39.28			120,931.75	39.28					39.28	
County Clerk - Holding in Trust	3,635,815.03	3,635,815.03	1,161.65			3,635,815.03	1,161.65					1,161.65	
Texas Class													
Investment Pool for Public Entities	253,151.64	253,151.64	177.32			253,151.64	177.32					177.32	
GOB Series 2013 - Jail Project													
Blanco National Bank													
Certificates of Deposit	2,400,000.00	2,400,000.00	887.76			2,400,000.00	887.76					887.76	
General Fund (10)													
Security State Bank & Trust													
Certificates of Deposit	2,650,000.00	2,650,000.00	782.91			2,650,000.00	782.91					782.91	
General Fund (10)													
Checking Accounts													
General Account - multi-fund account	(4.87)	(4.87)				(4.87)						0.01	
COB Series 2013 - Jail Project	1.00	1.00				1.00						0.00	
COB Series 2010 Interest & Sinking	1.00	1.00				1.00						0.00	
GOB Series 2013 - Jail Project	1.00	1.00				1.00						0.00	
Sinking	11,538.93	11,538.93				11,538.93						0.50	
County Attorney Hot Check Program	0.00	0.00				0.00						0.00	
Appellate Judicial	26,441.68	26,441.68				26,441.68						1.43	
Justice of Peace No 1	18,437.89	18,437.89				18,437.89						0.72	
Justice of Peace No 2	45,366.60	45,366.60				45,366.60						1.90	
County Clerk - General Operating	67,512.37	67,512.37				67,512.37						2.92	
District Clerk - General Operating	6,922,332.38	6,922,332.38				6,922,332.38						3,185.94	
General Account - multi-fund account	59,885.41	59,885.41				59,885.41						25.31	
COB 2001/RAI 2010 Interest & Sinking	37,061.28	37,061.28				37,061.28						17.10	
GOB Series 2013 - Jail Project Account	369,010.23	369,010.23				369,010.23						156.13	
GOB Series 2013 - Interest & Sinking													
Account Balance Totals	3,288,967.57	3,288,967.57	5,050,000.00	0.00	169,295.60	7,388,289.30	16,496,552.47					3,284.46	
Interest Accrual Totals													6,421.60

COUNTY OF GILLESPIE

Comparison of Investment to Investment Yield
For Period of October.2016



Investment Type	Balance	Investment Type	Balance
1	3,888,967.57	Investment Pools	3,635,815.93
2	5,050,000.00	Certificates of Deposit	2,400,000.00
3	0.00	Agency / Treasury Checking Accounts	2,650,000.00
4	169,295.60	Sweep Accounts	0.00
5	7,388,289.30	Total	16,496,552.47



Investment Type	Yield	Investment Type	Yield
1	1,358.97	Investment Pools	1,181.65
2	1,670.67	Certificates of Deposit	177.32
3	0.00	Agency / Treasury Checking Accounts	887.76
4	3,384.48	Sweep Accounts	782.91
5	6,421.60	Total	1,181.65

Custodial Risk - All deposits are collateralized over 100%. All collateral (exclusive of FDIC coverage) is placed with a third party that is not a depository of the County, and collateral is pledged to Gillespie County. The County does not invest in CDARS. Security State Bank & Trust (County Depository) with Frost National Bank, San Antonio, Texas Blanco National Bank with Texas Independent Bank, Dallas, Texas

Interest Rate Risk - The County Investment Policy does not place limits on investment maturities as a means of managing its exposure to fair value losses arising from increasing interest rates.

Credit Risk - At April.2016 - The County had no investments in commercial paper, corporate bonds, mutual funds. The investment pool TexPool was rated AA- by Standard & Poor's. The investment pool Texas Class was rated AA- by Standard & Poor's.

Concentration of Credit Risk - The County does not place any limit on the amount the County may invest with any one issuer. At April 2016, the County invests:

23.57%	% of its assets/investments in investment pools
30.61%	% of its assets/investments in certificates of deposit
0.00%	% of its assets/investments in agency/treasury
1.03%	% of its assets/investments in checking accounts
44.79%	% of its assets/investments in sweep accounts


COUNTY OF GILLESPIE

Comparison of Investment to Investment Yield
For Period of November.2016


Financial Institution Investment Account Description	As of November 30, 2016					For the Period of November.2016						
	Investment Pools	Certificates of Deposit	Agency / Treasury	Checking	Sweep	Totals	Investment Pools	Certificates of Deposit	Agency / Treasury	Checking	Sweep	Totals
TexPool Investment Pool for Public Entities												
General Account - multi-fund account	3,497,237.13					3,497,237.13	1,145.56					1,145.56
GOB Series 2013 - Jail Project	0.00					0.00	0.00					0.00
COB Series 2001 / GOB Refunding 2010 Issue	713.29					713.29	0.30					0.30
District Clerk - Holding in Trust	18,085.53					18,085.53	5.91					5.91
County Clerk - Holding in Trust	120,971.33					120,971.33	39.58					39.58
Substate	3,637,007.28					3,637,007.28	1,191.35					1,191.35
Texas Class Investment Pool for Public Entities												
GOB Series 2013 - Jail Project	253,325.17					253,325.17	173.53					173.53
Blanco National Bank Certificates of Deposit												
General Fund (10)	2,400,000.00					2,400,000.00	917.26					917.26
Security State Bank & Trust County Depository Certificates of Deposit												
General Fund (10)	2,650,000.00					2,650,000.00	834.46					834.46
Checking Accounts												
General Account - multi-fund account				(142.25)		(142.25)				0.02		0.02
COB 2001/Ref 2010 Interest & Sinking				1.00		1.00				0.00		0.00
GOB Series 2013 - Jail Project				1.00		1.00				0.00		0.00
Sinking				1.00		1.00				0.00		0.00
County Attorney Hel Check Program				7,718.07		7,718.07				0.34		0.34
Appellate Judicial				0.00		0.00				0.00		0.00
Justice of Peace No 1				38,000.45		38,000.45				1.32		1.32
Justice of Peace No 2				35,131.39		35,131.39				1.05		1.05
County Clerk - General Operating				73,968.53		73,968.53				2.39		2.39
District Clerk - General Operating				75,145.69		75,145.69				3.06		3.06
Sweep Accounts												
General Account - multi-fund account				7,450,854.38		7,450,854.38				3,037.38		3,037.38
COB 2001/Ref 2010 Interest & Sinking				72,633.36		72,633.36				27.58		27.58
GOB Series 2013 - Jail Project Account				37,076.51		37,076.51				15.23		15.23
GOB Series 2013 - Interest & Sinking				436,027.35		436,027.35				166.86		166.86
Account Balance Totals	3,830,332.45	8,030,000.00	0.00	229,824.88	7,996,931.60	17,166,748.93						
Interest Accrual Totals							1,364.88	1,761.74	0.00	6.16	3,247.05	6,371.65

COUNTY OF GILLESPIE

Comparison of Investment to Investment Yield
For Period of November, 2016



Investment Type	Balance
1 Investment Pools	3,890,332.45
2 Certificates of Deposit	2,400,000.00
3 Agency/Treasury	0.00
4 Checking Accounts	229,824.88
5 Sweep Accounts	2,996,591.60
Total	17,166,748.93



Investment Type	Yield
1 Investment Pools	1,364.88
2 Certificates of Deposit	1,751.74
3 Agency/Treasury	0.00
4 Checking Accounts	8.18
5 Sweep Accounts	3,247.05
Total	6,371.85

Custodial Risk - All deposits are collateralized over 100% at collateral (exclusive FDIC coverage) is placed with a third party that is not a depository of the County, and collateral is pledged to Gillespie County. The County does not invest in CDARS. Security State Bank & Trust (County Depository) with Frost National Bank, San Antonio, Texas, Blanco National Bank with Texas Independent Bank, Dallas, Texas.

Interest Rate Risk - The County Investment Policy does not place limits on investment maturities as a means of managing its exposure to fair value losses arising from increasing interest rates.

Credit Risk - At May 2016, the County had no investments in commercial paper, corporate bonds, mutual funds. The investment pool Texas Class was rated A+ by Standard & Poor's. The investment pool Texas Class was rated A+ by Standard & Poor's.

Concentration of Credit Risk - The County does not place any limit on the amount the County may invest with any one issuer.

At May 2016, the County had:

- 22.66 % of its assets/investments in investment pools
- 29.42 % of its assets/investments in certificates of deposit
- 0.00 % of its assets/investments in agency/treasury
- 1.34 % of its assets/investments in checking accounts
- 46.58 % of its assets/investments in sweep accounts

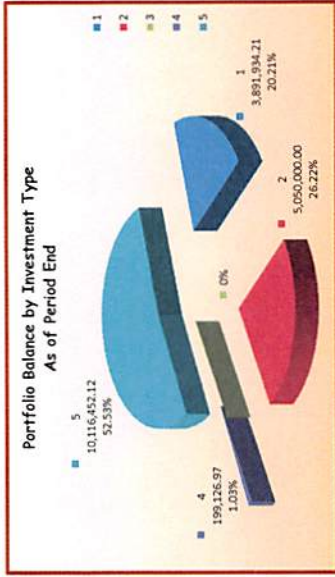
COUNTY OF GILLESPIE

Comparison of Investment to Investment Yield
For Period of December.2016

Financial Institution	As of December 31, 2016					For the Period of December.2016						
	Investment Pools	Certificates of Deposit	Agency / Treasury	Checking	Sweep	Totals	Investment Pools	Certificates of Deposit	Agency / Treasury	Checking	Sweep	Totals
TexasPool												
Investment Pool for Public Entities												
General Account - multi-fund account	3,498,594.58					3,498,594.58	1,357.45					1,357.45
COB Series 2013 - Jail Project	0.00					0.00	0.00					0.00
COB Series 2001 / GOB Funding 2010 Issue	713.60					713.60	0.31					0.31
District Clerk - Holding In Trust	18,092.51					18,092.51	6.98					6.98
County Clerk - Holding In Trust	121,018.31					121,018.31	45.98					45.98
Sub-totals	3,638,419.00					3,638,419.00	1,411.72					1,411.72
Texas Class												
Investment Pool for Public Entities												
COB Series 2013 - Jail Project	253,515.21					253,515.21	190.04					190.04
Bianco National Bank												
Certificates of Deposit												
General Fund (10)	2,400,000.00					2,400,000.00	887.76					887.76
Security State Bank & Trust												
County Depository												
Certificates of Deposit												
General Fund (10)	2,650,000.00					2,650,000.00	807.57					807.57
Checking Accounts												
General Account - multi-fund account				(94.39)		(94.39)				0.01		0.01
COB 2001/Ref 2010 Interest & Sinking				1.00		1.00				0.00		0.00
COB Series 2013 - Jail Project				1.00		1.00				0.00		0.00
Sinking				1.00		1.00				0.00		0.00
County Attorney Hot Check Program				6,048.83		6,048.83				0.28		0.28
Appellate Judicial				0.00		0.00				0.00		0.00
Justice of Peace No 1				36,360.96		36,360.96				1.60		1.60
Justice of Peace No 2				29,491.06		29,491.06				1.37		1.37
County Clerk - General Operating				37,498.80		37,498.80				3.20		3.20
District Clerk - General Operating				89,818.71		89,818.71				3.33		3.33
Sweep Accounts												
General Account - multi-fund account					9,410,129.15	9,410,129.15				3,385.19		3,385.19
COB 2001/Ref 2010 Interest & Sinking					99,678.09	99,678.09				33.39		33.39
COB Series 2013 - Jail Project Account					37,091.75	37,091.75				15.24		15.24
COB Series 2013 - Jail Project Account					569,553.13	569,553.13				196.65		196.65
Account Balance Totals	3,881,834.21	5,050,000.00	0.00	199,126.97	10,116,482.12	19,247,413.30	1,601.76	1,495.33	0.00	9.79	3,030.47	6,937.35
Interest Accrual Totals												

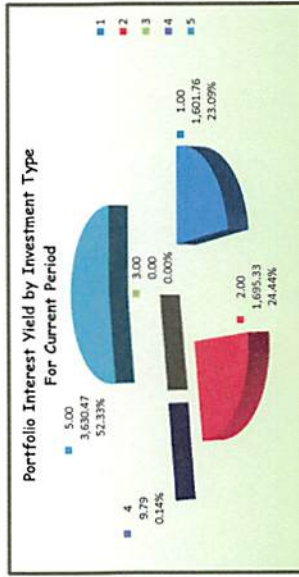
COUNTY OF GILLESPIE

Comparison of Investment to Investment Yield
For Period of December.2016



Portfolio Balance by Investment Type

	Investment	3,638,419.00	TexPool
1	3,891,934.21	253,515.21	Texas Class
2	5,050,000.00	2,400,000.00	Blanco National Bank
		2,650,000.00	Security State Bank & Trust
3	0.00		Agency / Treasury
4	199,126.97		Checking Accounts
5	10,116,452.12		Sweep Accounts
	Total	19,237,513.30	



Portfolio Interest Yield by Investment Type

	Investment	1,411.72	TexPool
1	1,601.76	190.04	Texas Class
2	1,695.33	887.76	Blanco National Bank
		807.57	Security State Bank & Trust
3	0.00		Agency / Treasury
4	979		Checking Accounts
5	3,630.47		Sweep Accounts
	Total	6,937.35	

Custodial Risk ... All deposits are collateralized over 100%, all collateral (exclusive FDIC coverage) is placed with a third party that is not a depository of the County, and collateral is pledged to Gillespie County. The County does not invest in CDARS. Security State Bank & Trust (County Depository) with Frost National Bank, San Antonio, Texas and Blanco National Bank with Texas Independent Bank, Dallas, Texas

Interest Rate Risk ... The County Investment Policy does not place limits on investment maturities as a means of managing its exposure to fair value losses arising from increasing interest rates.

Credit Risk ... At June.2016 ... The County had no investments in commercial paper, corporate bonds, mutual funds. The investment pool TexPool was rated A++m by Standard & Poor's. The investment pool Texas Class was rated AA+Am by Standard & Poor's

Concentration of Credit Risk ... The County does not place any limit on the amount the County may invest with any one issuer.

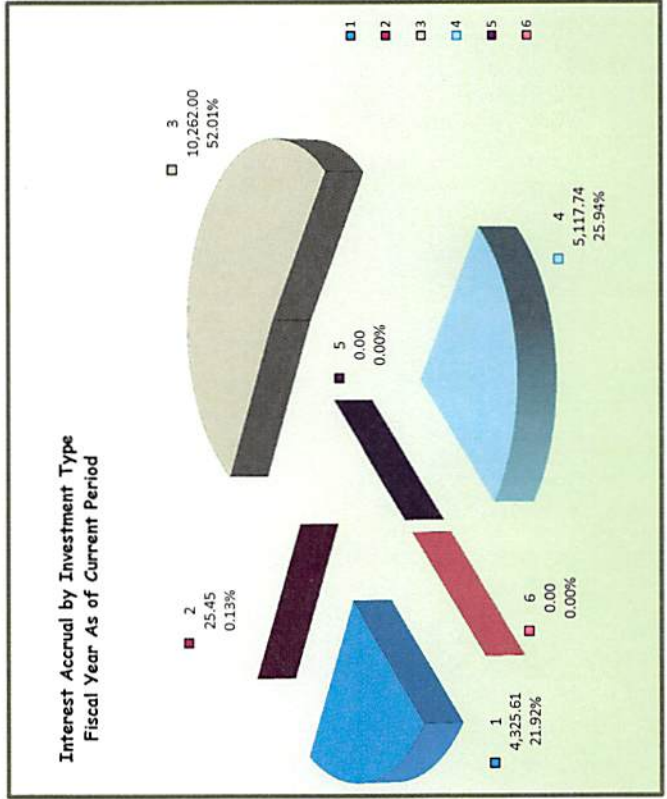
At June.2016, the County had:

- 20.21 % of its assets/investments in investment pools
- 26.22 % of its assets/investments in certificates of deposit
- 0.00 % of its assets/investments in agency/treasury
- 1.03 % of its assets/investments in checking accounts
- 52.33 % of its assets/investments in sweep accounts

COUNTY OF GILLESPIE

Comparison of Interest Accrual
 October 2016 - September 2017
 Funds Managed by County Treasurer

Investment Type	October 2016 through September 2017												Interest Earned As of
	Oct.2016	Nov.2016	Dec.2016	Jan.2017	Feb.2017	Mar.2017	Apr.2017	May.2017	Jun.2017	Jul.2017	Aug.2017	Sep.2017	
Investment Pools	1,358.97	1,364.88	1,601.76										4,325.61
Depository Checking	7.48	8.18	9.79										25.45
Depository Sweep	3,384.48	3,247.05	3,630.47										10,262.00
Certificate of Deposit	1,670.67	1,751.74	1,695.33										5,117.74
Agency/Treasury	0.00	0.00	0.00										0.00
Money Market	0.00	0.00	0.00										0.00
Monthly Totals	6,421.60	6,371.85	6,937.35	0.00	0.00	0.00	0.00	0.00	0.00	0.00	0.00	0.00	19,730.80
Year To Date Totals	6,421.60	12,793.45	19,730.80	19,730.80	19,730.80	19,730.80	19,730.80	19,730.80	19,730.80	19,730.80	19,730.80	19,730.80	19,730.80



Investment Type	Interest Earned
1	4,325.61
2	25.45
3	10,262.00
4	5,117.74
5	0.00
6	0.00
Total	19,730.80

COUNTY OF GILLESPIE

Comparison of Interest Accrual
 October 2016 - September 2017
 Funds Managed by County Treasurer

Investment Type	October 2016 through September 2017												Interest Earned	
	Investment Pools	Oct 2016	Nov 2016	Dec 2016	Jan 2017	Feb 2017	Mar 2017	Apr 2017	May 2017	Jun 2017	Jul 2017	Aug 2017		Sep 2017
TexPool ... Investment Pool for Public Funds														
General Account ... multi-fund account	1,136.14	1,145.56	1,357.45											3,639.15
GOB Series 2013 ... Jail Project	0.00	0.00	0.00											0.00
COB Series 2001 / Ref 2010 Interest & Sinking	0.31	0.30	0.31											0.92
District Clerk ... Holding In Trust	5.91	5.91	6.98											18.80
County Clerk ... Holding In Trust	39.29	39.58	46.98											125.85
Sub-totals	1,181.65	1,191.35	1,411.72	0.00	0.00	0.00	0.00	0.00	0.00	0.00	0.00	0.00	0.00	3,784.72
Texas Class ... Investment Pool for Public Funds														
GOB Series 2013 ... Jail Project	177.32	173.53	190.04											540.89
Monthly Totals	1,358.97	1,384.88	1,601.76	0.00	0.00	0.00	0.00	0.00	0.00	0.00	0.00	0.00	0.00	4,325.61
Year To Date Totals	1,358.97	2,723.85	4,325.61	4,325.61	4,325.61	4,325.61	4,325.61	4,325.61	4,325.61	4,325.61	4,325.61	4,325.61	4,325.61	

Investment Type	October 2016 through September 2017												Interest Earned	
	Depository Checking Accounts	Oct 2016	Nov 2016	Dec 2016	Jan 2017	Feb 2017	Mar 2017	Apr 2017	May 2017	Jun 2017	Jul 2017	Aug 2017		Sep 2017
Security State Bank & Trust														
General Account ... multi-fund account	0.01	0.02	0.01											0.04
COB Series 2001 / Ref 2010 Interest & Sinking	0.00	0.00	0.00											0.00
GOB Series 2013 ... Jail Project	0.00	0.00	0.00											0.00
GOB Series 2013 ... Jail Project Interest & Sinking	0.00	0.00	0.00											0.00
County Attorney Hot Check	0.50	0.34	0.28											1.12
Appellate Judicial	0.00	0.00	0.00											0.00
Justice of Peace No 1	1.43	1.32	1.60											4.35
Justice of Peace No 2	0.72	1.05	1.37											3.14
County Clerk ... General Operating	1.90	2.39	3.20											7.49
District Clerk ... General Operating	2.92	3.06	3.33											9.31
Monthly Totals	7.48	8.18	9.79	0.00	0.00	0.00	0.00	0.00	0.00	0.00	0.00	0.00	0.00	25.45
Year To Date Totals	7.48	15.66	25.45	25.45	25.45	25.45	25.45	25.45	25.45	25.45	25.45	25.45	25.45	

COUNTY OF GILLESPIE

Comparison of Interest Accrual
 October 2016 - September 2017
 Funds Managed by County Treasurer

Investment Type	October 2016 through September 2017												Interest Earned Year To Date	
	Oct 2016	Nov 2016	Dec 2016	Jan 2017	Feb 2017	Mar 2017	Apr 2017	May 2017	Jun 2017	Jul 2017	Aug 2017	Sep 2017		
Sweep Accounts														
Security State Bank & Trust														
General Account ... multi-fund account	3,185.94	3,037.38	3,395.19											9,608.51
COB Series 2001 / Ref 2010 Interest & Sinking	25.31	27.59	33.39											47.57
GOB Series 2013 ... Jail Project	17.10	15.23	15.24											519.64
GOB Series 2013 ... Jail Project Interest & Sinking	156.13	156.86	196.65											
Monthly Totals	3,384.48	3,247.05	3,630.47	0.00	0.00	0.00	0.00	0.00	0.00	0.00	0.00	0.00	0.00	10,175.72
Year To Date Totals	3,384.48	6,631.53	10,262.00	10,262.00	10,262.00	10,262.00	10,262.00	10,262.00	10,262.00	10,262.00	10,262.00	10,262.00	10,262.00	10,262.00

Investment Type	October 2016 through September 2017												Interest Earned Year To Date	
	Oct 2016	Nov 2016	Dec 2016	Jan 2017	Feb 2017	Mar 2017	Apr 2017	May 2017	Jun 2017	Jul 2017	Aug 2017	Sep 2017		
Certificate of Deposit														
Bianco National Bank														
General Fund (F 10.)	887.76	917.28	887.76											2,692.80
Security State Bank & Trust														
General Fund (F 10.)	782.91	834.46	897.57											2,424.94
Monthly Totals	1,670.67	1,751.74	1,695.33	0.00	0.00	0.00	0.00	0.00	0.00	0.00	0.00	0.00	0.00	5,117.74
Year To Date Totals	1,670.67	3,422.41	5,117.74	5,117.74	5,117.74	5,117.74	5,117.74	5,117.74	5,117.74	5,117.74	5,117.74	5,117.74	5,117.74	5,117.74

Investment Type	October 2016 through September 2017												Interest Earned Year To Date	
	Oct 2016	Nov 2016	Dec 2016	Jan 2017	Feb 2017	Mar 2017	Apr 2017	May 2017	Jun 2017	Jul 2017	Aug 2017	Sep 2017		
Agency / Treasury														
(none at present)	0.00	0.00	0.00											0.00
Monthly Totals	0.00	0.00	0.00	0.00	0.00	0.00	0.00	0.00	0.00	0.00	0.00	0.00	0.00	0.00
Year To Date Totals	0.00	0.00	0.00	0.00	0.00	0.00	0.00	0.00	0.00	0.00	0.00	0.00	0.00	0.00

Investment Type	October 2016 through September 2017												Interest Earned Year To Date	
	Oct 2016	Nov 2016	Dec 2016	Jan 2017	Feb 2017	Mar 2017	Apr 2017	May 2017	Jun 2017	Jul 2017	Aug 2017	Sep 2017		
Money Market														
(none at present)	0.00	0.00	0.00											0.00
Monthly Totals	0.00	0.00	0.00	0.00	0.00	0.00	0.00	0.00	0.00	0.00	0.00	0.00	0.00	0.00
Year To Date Totals	0.00	0.00	0.00	0.00	0.00	0.00	0.00	0.00	0.00	0.00	0.00	0.00	0.00	0.00

COUNTY OF GILLESPIE ... Investment Portfolio Summary ... For the Period Ending December 31, 2016

The State of Texas, County of Gillespie

Before me, the undersigned authority, this day personally appeared Laura Lundquist, County Treasurer, to me well known, who, being duly sworn, deposes and says that the above and foregoing report is true and correct.

Witness my hand and seal of office, this _____ day of _____, _____ A.D.

Mary Lynn Rusche, County Clerk
County of Gillespie, State of Texas

Compared, examined, and approved in open Commissioners' Court this _____ day of _____, _____ A.D.

Mark Strocher, County Judge

Curtis Cameron, Commissioner Pct No 1

William A. Roeder, Commissioner Pct No 2

Calvin Ransleben, Commissioner Pct No 3

Donald W. Schuch, Commissioner Pct No 4