



COUNTY OF **G**ILLESPIE, **T**EXAS

Investment Portfolio Summary

For the Period Ending
September 30, 2017

Unaudited

COUNTY OF GILLESPIE, TEXAS

Investment Portfolio Summary

In accordance with the Public Funds Investment Act Sec 2256.023, not less than quarterly, the County Investment Officer shall prepare and submit to the Commissioners Court a written report of investment transactions for all funds for the preceding reporting period.

This portfolio is in compliance with the County of Gillespie's Investment Policy and applicable laws. The information contained in this report should not be used for any purpose other than determining compliance with the Act.

General Statement:

The County continues to take a conservative approach to investment of county funds. Investment strategies are built on cash flow versus fund name. County funds are predominantly invested in TexPool and Texas Class ... investment services for public funds ... and certificate of deposits. Depository interest-bearing checking accounts are used more as clearing accounts than a type of investment. The General Checking Account (multi-fund account) ... interest-bearing, with a one dollar (\$1.00) threshold ... is attached to a sweep account with a \$25,000.00 required minimum balance. The COB2001/Ref2010 Interest & Sinking, GOB2013 Jail Project, and GOB2013 Interest & Sinking funds are also in individual interest-bearing checking accounts, each with a one dollar (\$1.00) threshold ... and attached to sweep accounts with \$25,000.00 required minimum balances.

With the Investment Policy approved January 12, 2015 ... fee office operating accounts of County Clerk, District Clerk, Justice of Peace No. 1 and Justice of Peace No. 2 will be allowed to be attached to sweep accounts with a \$25,000.00 required minimum balance and the individual fee accounts will remain interest-bearing, with a one dollar (\$1.00) threshold. This option is pending financial institution restrictions.



Laura Lundquist
County Treasurer ... County Investment Officer

Taken From County Investment Policy

As Revised

SECTION 5 INVESTMENT REPORTING AND PERFORMANCE EVALUATION

Section 5.01 Quarterly Report

In accordance with PFIA Sec. 2256.023, not less than quarterly, the County Investment Officer shall prepare and submit to the Commissioners Court a written report of investment transactions for all funds for the preceding reporting period within a reasonable time after the end of the period. An independent auditor, who will report findings to the Commissioners Court, shall formally review the report annually if the County invests in securities other than money market mutual funds, investment pools, or accounts offered by the depository bank.

The report must:

- 1) describe in detail the investment position of the County on the date of the report;
- 2) prepared by the investment officer of the County;
- 3) be signed by the investment officer of the County;
- 4) contain a summary statement of each pooled fund group that states the:
 - a) beginning market value for the reporting period;
 - b) ending market value for the period; and
 - c) fully accrued interest for the reporting period;
- 5) state the book value and market value of each separately invested asset at the beginning and end of the reporting period by the type of asset and fund type invested;
- 6) state the maturity date of each separately invested asset that has a maturity date;
- 7) state the account or fund or group of funds in the County for which each individual investment was acquired; and
- 8) state the compliance of the investment portfolio of the County as it relates to:
 - a) the investment strategy expressed in the Policy; and
 - b) relevant provisions of Sec. 2256.023

Section 5.02 Notification of Investment Changes

It shall be the duty of the County Investment Officer to notify the Commissioners Court of any significant changes in current investment methods and procedures prior to their implementation.

Section 7 **INVESTMENT STRATEGIES FOR FUNDS OR GROUP OF FUNDS**

Section 7.01 **General Statement**

Funds of the County will be invested in accordance with federal and state laws, the County Investment *Policy* and written administrative procedures.

The County will invest according to investment strategies for each fund or pooled fund group. Investment strategies are built on cash flow versus fund name.

Section 7.02 **Definitions**

Bond Proceeds means the proceeds from the sale of bonds, notes, and other obligations issued by an entity, and reserves and funds maintained by an entity for debt service purposes.

Funds means public funds in the custody of a state agency or local government that:
a) are not required by law to be deposited in the state treasury; and
b) the investing entity has authority to invest.

Investment Pool means an entity created under Chapter 2256, PFIA to invest public funds jointly on behalf of the entities that participate in the pool and whose investment objectives in order of priority are:
a) preservation and safety of principal;
b) liquidity; and
c) yield.

Matching Approach an investment method that matches maturing investments with disbursements. This approach requires an accurate forecast of disbursement requirements.

Pooled Fund Group means an internally created fund of an investing entity in which one or more accounts or funds of the investing entity are invested.

Separately Invested Asset group. means an account or fund of a state agency or local government that is not invested in a pooled fund group.

Section 7.03 General Fund Group ... A Pooled Fund Group

The County's operating expenditures and revenues to fund those expenditures are accounted for in the County's general fund group (General F.10; Road & Bridge F.15; Road Precincts F.16, F.17, F.18, F.19). Most of the general fund group is pooled with other County funds for investment purposes unless specific restrictions are placed upon such funds. The investment strategy for the general fund group, as well as for the County's investment pool as a whole, is the **Matching Approach**.

The maximum allowable stated maturity of any individual investment relating to the general fund group is twenty-four (24) months. Prior approval of the Investment Committee must be received before investing beyond a stated maturity of twelve (12) months. Prior approval of Commissioners Court, upon recommendation of the Investment Committee, must be received before investing beyond a stated maturity of twenty-four (24) months.

Section 7.04 Special Revenue Funds

Operations that are funded with restricted revenues are accounted for as special revenue funds. Most of the special revenue funds are included for investment purposes in the County's investment pool except for some grant funds. Certain grant agreements require the use of separate bank accounts restricted for use of proceeds under the grant agreement. The investment strategy used for all special revenue funds not included in the County's investment pool is the **Matching Approach**.

Section 7.05 Debt Service Funds

The debt service funds are used to account for bond proceeds. The debt service funds are not pooled with other funds but are separately invested largely in an Investment Pool with assets available on demand.

Section 7.06 Interest and Sinking Funds

The interest and sinking funds are used to account for the accumulation of resources to fund periodic principal and interest payments on outstanding obligations. The revenue stream is predictable and the majority comes from ad valorem tax. The interest and sinking funds are not pooled with other funds but are separately invested. As practical ... funds may be invested in an Investment Pool account with assets available on demand.

Section 7.07 Capital Project Funds

(open)

Section 7.08 District Clerk Registry Funds

Registry funds (trust accounts, bonds) are held in trust by the Gillespie County District Clerk and invested by the County Investment Officer. Investment strategy used for this fund is to invest in an **Investment Pool** with assets available on demand.

Existing investments made by the District Clerk ... prior to the "Cash Management Agreement" of May 2002 between the District Clerk and the County Treasurer ... are not required to be liquidated if these investments were authorized investments at the time of purchase.

Section 7.09 County Clerk Registry Funds

Registry funds (trust accounts, bonds, etc.) are held in trust by the Gillespie County Clerk and invested by the County Investment Officer. Investment strategy used for this fund is to invest in an **Investment Pool** with assets available on demand.

Existing investments made by the County Clerk ... prior to the "Cash Management Agreement" of January 2006 between the County Clerk and the County Treasurer ... are not required to be liquidated if these investments were authorized investments at the time of purchase.

Section 7.10(a) Justice of the Peace No. 1 Funds

The Justice of the Peace No. 1 operating funds ... court costs, fines, fees, bonds ... are accounted as a fund balance account with initial deposits placed in separate checking account. As practical ... funds may be invested in an **Investment Pool** account with assets available on demand.

With the Investment Policy approved January 12, 2015 ... fee office checking/operating accounts of County Clerk, District Clerk, Justice of Peace No. 1 and No. 2 will be allowed to be attached to a sweep account with a \$25,000.00 required minimum balance and the individual fee accounts will remain interest-bearing, with a one dollar (\$1.00) threshold.

Thus, maintaining all funds liquid.

Section 7.10(b) Justice of the Peace No. 2 Funds

The Justice of the Peace No. 2 operating funds ... court costs, fines, fees, bonds ... are accounted as a fund balance account with initial deposits placed in separate checking account. As practical ... funds may be invested in an **Investment Pool** account with assets available on demand.

With the Investment Policy approved January 12, 2015 ... fee office checking/operating accounts of County Clerk, District Clerk, Justice of Peace No. 1 and No. 2 will be allowed to be attached to a sweep account with a \$25,000.00 required minimum balance and the individual fee accounts will remain interest-bearing, with a one dollar (\$1.00) threshold.

Thus, maintaining all funds liquid.

Section 7.11 County Attorney Hot Check Funds

The County Attorney Hot Check operating funds are not pooled with other funds but held in a separate checking account. As practical ... funds may be invested in an Investment Pool account with assets available on demand.

Thus, maintaining all funds liquid.

Section 7.12 District Clerk Funds

The District Clerk operating funds ... court costs, fines, fees, bonds ... are accounted as a fund balance account with initial deposits placed in separate checking account. As practical ... funds may be invested in an Investment Pool account with assets available on demand.

With the Investment Policy approved January 12, 2015 ... fee office checking/operating accounts of County Clerk, District Clerk, Justice of Peace No. 1 and No. 2 will be allowed to be attached to a sweep account with a \$25,000.00 required minimum balance and the individual fee accounts will remain interest-bearing, with a one dollar (\$1.00) threshold.

Thus, maintaining all funds liquid.

Section 7.13 County Clerk Funds

The County Clerk operating funds ... court costs, fines, fees, bonds ... are accounted as a fund balance account with initial deposits placed in separate checking account. As practical ... funds may be invested in an Investment Pool account with assets available on demand.

With the Investment Policy approved January 12, 2015 ... fee office checking/operating accounts of County Clerk, District Clerk, Justice of Peace No. 1 and No. 2 will be allowed to be attached to a sweep account with a \$25,000.00 required minimum balance and the individual fee accounts will remain interest-bearing, with a one dollar (\$1.00) threshold.

Thus, maintaining all funds liquid.

COUNTY OF GILLESPIE

Investment / Cash Summary

For the Period Ending July 31, 2017 Through September 30, 2017

Financial Entity	June.2017						July.2017					
Account Description	Investment Pools	Certificates of Deposit	Agency / Treasury	Checking	Sweep	Totals	Investment Pools	Certificates of Deposit	Agency / Treasury	Checking	Sweep	Totals
TexPool ... Investment Pool for Government Entities												
General Account ... multi-fund account	3,510,428.04					3,510,428.04	3,513,324.22					3,513,324.22
GOB Series 2013 - Jail Project	0.00					0.00	0.00					0.00
COB 2001/Ref 2010 Interest & Sinking	715.90					715.90	716.52					716.52
County Clerk Holding In Trust	121,427.67					121,427.67	121,527.82					121,527.82
District Clerk Holding In Trust	17,144.47					17,144.47	17,158.60					17,158.60
	3,649,716.08						3,652,727.16					
Texas Class ... Investment Pool for Government Entities												
GOB Series 2013 - Jail Project	254,816.76					254,816.76	255,072.25					255,072.25
Texas Regional Bank												
General Fund (10.)		2,400,000.00				2,400,000.00		2,400,000.00				2,400,000.00
Security State Bank & Trust												
Sweep Accounts												
General Account ... multi-fund account					13,884,511.12	13,884,511.12					13,932,209.48	13,932,209.48
COB 2001/Ref 2010 Interest & Sinking					31,532.61	31,532.61					32,328.99	32,328.99
GOB Series 2013 - Jail Project					37,246.17	37,246.17					37,281.92	37,281.92
GOB Series 2013 - Interesting & Sinking					272,984.58	272,984.58					277,160.23	277,160.23
					14,226,274.48						14,278,980.62	
Other Accounts												
General Fund (10.)		2,150,000.00		1.03		2,150,001.03		1,650,000.00		1.17		1,650,001.17
COB 2001/Ref 2010 Interest & Sinking				1.00		1.00				1.00		1.00
GOB Series 2013 - Jail Project				1.00		1.00				1.00		1.00
GOB Series 2013 - Interest & Sinking				1.00		1.00				1.00		1.00
County Attorney HCP				10,676.75		10,676.75				13,745.36		13,745.36
Appellate Judicial				0.00		0.00				0.00		0.00
Justice of Peace No 1				44,101.93		44,101.93				47,112.36		47,112.36
Justice of Peace No 2				15,344.83		15,344.83				13,397.01		13,397.01
County Clerk ... General Operating				58,814.67		58,814.67				55,235.10		55,235.10
District Clerk ... General Operating				65,187.96		65,187.96				60,271.61		60,271.61
Totals	3,904,532.84	4,550,000.00	0.00	194,130.17	14,226,274.48	22,874,937.49	3,907,799.41	4,050,000.00	0.00	189,765.61	14,278,980.62	22,426,545.64
							Monthly Net Change					
							3,266.57	(500,000.00)	0.00	(4,364.56)	52,706.14	(448,391.85)

COUNTY OF GILLESPIE

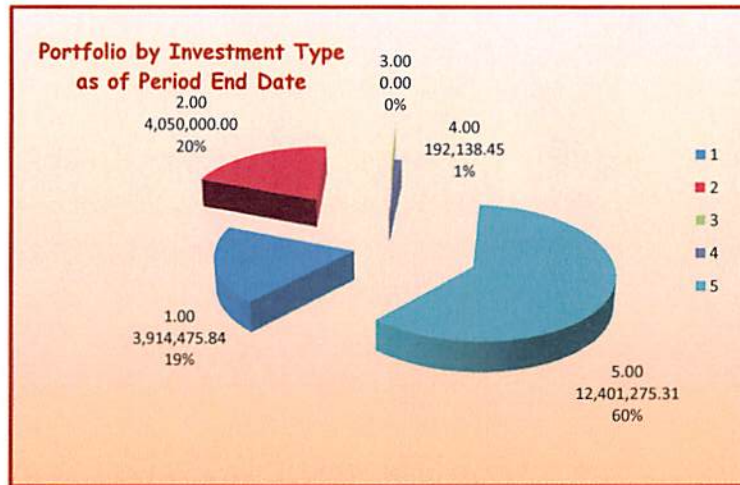
Investment / Cash Summary

For the Period Ending July 31, 2017 Through September 30, 2017

August.2017						September.2017						Financial Entity
Investment Pools	Certificates of Deposit	Agency / Treasury	Checking	Sweep	Totals	Investment Pools	Certificates of Deposit	Agency / Treasury	Checking	Sweep	Totals	Account Description
												TexPool ... Investment Pool for Government Entities
3,516,304.96					3,516,304.96	3,519,238.86					3,519,238.86	General Account ... multi-fund account
0.00					0.00	0.00					0.00	GOB Series 2013 - Jail Project
717.14					717.14	717.74					717.74	COB 2001/Ref 2010 Interest & Sinking
121,630.94					121,630.94	121,732.48					121,732.48	County Clerk Holding In Trust
17,173.17					17,173.17	17,187.45					17,187.45	District Clerk Holding In Trust
3,655,826.21						3,658,876.53						
												Texas Class ... Investment Pool for Government Entities
255,338.07					255,338.07	255,599.31					255,599.31	GOB Series 2013 - Jail Project
												Texas Regional Bank
	2,400,000.00				2,400,000.00		2,400,000.00				2,400,000.00	General Fund (10.)
												Security State Bank & Trust
												Sweep Accounts
				13,018,526.38	13,018,526.38					12,290,597.08	12,290,597.08	General Account .. multi-fund account
				25,104.52	25,104.52					25,129.45	25,129.45	COB 2001/Ref 2010 Interest & Sinking
				37,321.50	37,321.50					37,358.57	37,358.57	GOB Series 2013 - Jail Project
				46,480.50	46,480.50					48,190.21	48,190.21	GOB Series 2013 - Interesting & Sinking
				13,127,432.90						12,401,275.31		
	1,650,000.00		4,511.95		1,654,511.95		1,650,000.00		189.66		1,650,189.66	General Fund (10.)
			1.00		1.00				1.00		1.00	COB 2001/Ref 2010 Interest & Sinking
			1.00		1.00				1.00		1.00	GOB Series 2013 - Jail Project
			1.00		1.00				1.00		1.00	GOB Series 2013 - Interest & Sinking
			13,857.85		13,857.85				13,030.51		13,030.51	County Attorney HCP
			0.00		0.00				0.00		0.00	Appellate Judicial
			80,985.36		80,985.36				38,251.71		38,251.71	Justice of Peace No 1
			32,076.16		32,076.16				18,031.02		18,031.02	Justice of Peace No 2
			113,788.99		113,788.99				56,335.26		56,335.26	County Clerk ... General Operating
			75,726.09		75,726.09				66,297.29		66,297.29	District Clerk ... General Operating
3,911,164.28	4,050,000.00	0.00	320,949.40	13,127,432.90	21,409,546.58	3,914,475.84	4,050,000.00	0.00	192,138.45	12,401,275.31	20,557,889.60	Totals
3,364.87	0.00	0.00	131,183.79	(1,151,547.72)	(1,016,999.06)	3,311.56	0.00	0.00	(128,810.95)	(726,157.59)	(851,656.98)	Monthly Net Change
						9,943.00	(500,000.00)	0.00	(1,991.72)	(1,824,999.17)	(2,317,047.89)	Quarterly Net Change

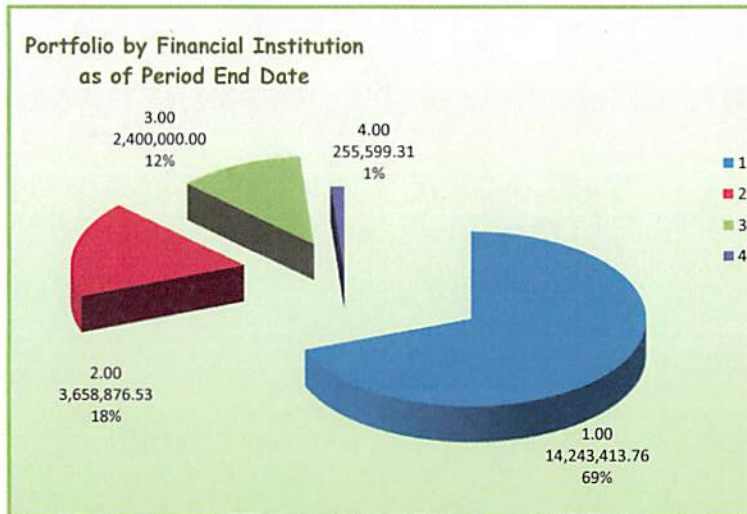
COUNTY OF GILLESPIE

Investment / Cash Summary For the Period Ending July 31, 2017 Through September 30, 2017



**Portfolio by Investment Type
As of September 30, 2017**

1	3,914,475.84	Investment Pools
2	4,050,000.00	Certificates of Deposit
3	0.00	Agency / Treasury
4	192,138.45	Checking
5	<u>12,401,275.31</u>	Sweep
	\$ 20,557,889.60	Total



**Portfolio by Financial Institution
As of September 30, 2017**

1	14,243,413.76	Security State Bank & Trust
2	3,658,876.53	TexPool
3	2,400,000.00	Texas Regional Bank
4	<u>255,599.31</u>	Texas Class
	\$ 20,557,889.60	Total

COUNTY OF GILLESPIE

Investment Type ... Interest Accrual
For the Period of July 2017 through September 2017

Financial Institution Investment Account Description	July 2017				August 2017				September 2017						
	Investment Type		Fully Accrued Interest		Investment Type		Fully Accrued Interest		Investment Type		Fully Accrued Interest				
	Investment Pool	Certificates of Deposit	Investment Pool	CD(s)	Totals	Investment Pool	Certificates of Deposit	Investment Pool	CD(s)	Totals	Investment Pool	Certificates of Deposit	Investment Pool	CD(s)	Totals
Investment Pool for Public Entities															
TexPool															
General Account ... multi-fund account	3,513,324.22		2,896.18		2,896.18	3,516,304.96		2,980.74		2,980.74	3,519,238.86		2,933.90		2,933.90
GOB Series 2013 - Jail Project	0.00		0.00		0.00	0.00		0.00		0.00	0.00		0.00		0.00
COB 2001/Ref 2010 Interest & Sinking	716.52		0.62		0.62	717.14		0.62		0.62	717.74		0.60		0.60
County Clerk Holding in Trust	121,527.82		100.15		100.15	121,630.94		103.12		103.12	121,732.48		101.54		101.54
District Clerk Holding in Trust	17,158.60		14.13		14.13	17,173.17		14.57		14.57	17,187.45		14.28		14.28
Sub Totals	3,652,727.16		3,011.08		3,011.08	3,655,826.21		3,099.05		3,099.05	3,658,876.53		3,050.32		3,050.32
Investment Pool for Public Entities															
TexasClass															
GOB Series 2013 - Jail Project	255,072.25		255.49		255.49	255,338.07		265.82		265.82	255,599.31		261.24		261.24
Sub Totals	255,072.25		255.49		255.49	255,338.07		265.82		265.82	255,599.31		261.24		261.24

COUNTY OF GILLESPIE

Investment Type ... Interest Accrual
For the Period of July.2017 through September.2017

Financial Institution	July.2017					August.2017					September.2017					
	Investment Type		Fully Accrued Interest			Investment Type		Fully Accrued Interest			Investment Type		Fully Accrued Interest			
	Investment Account Description	Investment Pool	Certificates of Deposit	Investment Pool	CD(s)	Totals	Investment Pool	Certificates of Deposit	Investment Pool	CD(s)	Totals	Investment Pool	Certificates of Deposit	Investment Pool	CD(s)	Totals
Certificates of Deposit																
General Fund (10.) ... invested by cash flow																
Blanco National Bank / Texas Regional Bank, eff March.2017																
	0.45% annum .. Maturity 11.07.2017		100,000.00		36.99	36.99		100,000.00		38.22	38.22		100,000.00		38.22	38.22
	0.45% annum .. Maturity 02.11.2018		100,000.00		36.99	36.99		100,000.00		38.22	38.22		100,000.00		38.22	38.22
	0.45% annum .. Maturity 01.02.2018		100,000.00		36.99	36.99		100,000.00		38.22	38.22		100,000.00		38.22	38.22
	1.02% annum .. Maturity 07.19.2018		100,000.00			0.00		100,000.00		80.88	80.88		100,000.00		92.38	92.38
	0.45% annum .. Maturity 07.19.2017 ... renewed				36.99	36.99					0.00					0.00
	0.45% annum .. Maturity 03.07.2018		100,000.00		36.99	36.99		100,000.00		38.22	38.22		100,000.00		38.22	38.22
	1.45% annum .. Maturity 08.07.2019					0.00					0.00		100,000.00			0.00
	0.45% annum .. Maturity 09.07.2017 ... renewed		100,000.00		36.99	36.99		100,000.00		38.22	38.22				38.22	38.22
	0.45% annum .. Maturity 10.07.2017		100,000.00		36.99	36.99		100,000.00		38.22	38.22		100,000.00		38.22	38.22
	0.80% annum .. Maturity 05.28.2018		100,000.00		65.75	65.75		100,000.00		67.95	67.95		100,000.00		67.95	67.95
	0.80% annum .. Maturity 05.28.2018		100,000.00		65.75	65.75		100,000.00		67.95	67.95		100,000.00		67.95	67.95
	1.45% annum .. Maturity 07.02.2019					0.00		100,000.00			0.00		100,000.00		123.15	123.15
	0.45% annum .. Maturity 08.02.2017 ... renewed		100,000.00		36.99	36.99				38.22	38.22					0.00
	0.45% annum .. Maturity 11.02.2017		100,000.00		36.99	36.99		100,000.00		38.22	38.22		100,000.00		38.22	38.22
	0.45% annum .. Maturity 12.02.2017		100,000.00		36.99	36.99		100,000.00		38.22	38.22		100,000.00		38.22	38.22
	0.75% annum .. Maturity 04.18.2018		100,000.00		61.64	61.64		100,000.00		63.70	63.70		100,000.00		63.70	63.70
	0.45% annum .. Maturity 11.22.2017		100,000.00		36.99	36.99		100,000.00		38.22	38.22		100,000.00		38.22	38.22
	0.45% annum .. Maturity 01.30.2018		100,000.00		36.99	36.99		100,000.00		38.22	38.22		100,000.00		38.22	38.22
	0.45% annum .. Maturity 01.30.2018		100,000.00		36.99	36.99		100,000.00		38.22	38.22		100,000.00		38.22	38.22
	0.45% annum .. Maturity 03.05.2018		100,000.00		36.99	36.99		100,000.00		38.22	38.22		100,000.00		38.22	38.22
	0.75% annum .. Maturity 04.01.2018		100,000.00		61.64	61.64		100,000.00		63.70	63.70		100,000.00		63.70	63.70
	0.45% annum .. Maturity 12.01.2017		100,000.00		36.99	36.99		100,000.00		38.22	38.22		100,000.00		38.22	38.22
	0.75% annum .. Maturity 04.01.2018		100,000.00		61.64	61.64		100,000.00		63.70	63.70		100,000.00		63.70	63.70
	0.75% annum .. Maturity 04.01.2018		100,000.00		61.64	61.64		100,000.00		63.70	63.70		100,000.00		63.70	63.70
	0.75% annum .. Maturity 04.15.2018		100,000.00		61.64	61.64		100,000.00		63.70	63.70		100,000.00		63.70	63.70
	0.80% annum .. Maturity 06.01.2018		100,000.00		65.75	65.75		100,000.00		67.95	67.95		100,000.00		67.95	67.95
	0.45% annum .. Maturity 06.01.2017 ... renewed					0.00					0.00					0.00
	0.80% annum .. Maturity 06.15.2018		100,000.00		65.75	65.75		100,000.00		67.95	67.95		100,000.00		67.95	67.95
	0.45% annum .. Maturity 06.15.2017 ... renewed					0.00					0.00					0.00
	Sub Totals		2,400,000.00		1,126.05	1,126.05		2,400,000.00		1,206.26	1,206.26		2,400,000.00		1,302.69	1,302.69

COUNTY OF GILLESPIE

Investment Type ... Interest Accrual
For the Period of July 2017 through September 2017

Financial Institution Investment Account Description	July 2017				August 2017				September 2017						
	Investment Type		Fully Accrued Interest		Investment Type		Fully Accrued Interest		Investment Type		Fully Accrued Interest				
	Investment Pool	Certificates of Deposit	Investment Pool	CD(s)	Totals	Investment Pool	Certificates of Deposit	Investment Pool	CD(s)	Totals	Investment Pool	Certificates of Deposit	Investment Pool	CD(s)	Totals
Certificates of Deposit General Fund (10.) ... Invested by cash flow															
Security State Bank & Trust															
0.40% annum .. Maturity 02.11.2018		100,000.00		32.88	32.88		100,000.00		33.97	33.97		100,000.00		33.97	33.97
0.40% annum .. Maturity 05.02.2018		100,000.00		32.88	32.88		100,000.00		33.97	33.97		100,000.00		33.97	33.97
0.40% annum .. Maturity 02.28.2018		100,000.00		32.88	32.88		100,000.00		33.97	33.97		100,000.00		33.97	33.97
0.40% annum .. Maturity 10.29.2017		100,000.00		32.88	32.88		100,000.00		33.97	33.97		100,000.00		33.97	33.97
0.40% annum .. Maturity 03.04.2018		250,000.00		82.19	82.19		250,000.00		84.93	84.93		250,000.00		84.93	84.93
0.40% annum .. Maturity 04.01.2018		500,000.00		164.39	164.39		500,000.00		169.86	169.86		500,000.00		169.86	169.86
Maturity 07.01.2017 ... closed investment				164.39	164.39				0.00	0.00				0.00	0.00
0.40% annum .. Maturity 10.01.2017		500,000.00		164.39	164.39		500,000.00		169.86	169.86		500,000.00		169.86	169.86
Maturity 01.01.2017 ... closed investment				0.00	0.00				0.00	0.00				0.00	0.00
Sub Totals		1,650,000.00		706.88	706.88		1,650,000.00		500.53	500.53		1,650,000.00		500.53	500.53
Totals		3,907,789.41		1,832.93	5,099.50		3,911,164.28		1,766.79	5,131.66		3,914,475.84		1,863.22	5,174.78
Total Interest Earnings For Covered Period		Interest Earnings For Covered Period First Month of Reporting Period		3,266.57	5,099.50		Interest Earnings For Covered Period First Two Months of Reporting Period		6,631.44	10,231.16		Interest Earnings For Covered Period Full Three Months of Reporting Period		9,943.00	15,405.94

COUNTY OF GILLESPIE

Checking, Sweep, Money Market Accounts ... Interest Accrual
Period of July, 2017 Through September, 2017

Financial Institution Investment Account Description	July, 2017					August, 2017					September, 2017									
	Investment Type		Fully Accrued Interest		Totals	Investment Type		Fully Accrued Interest		Totals	Investment Type		Fully Accrued Interest		Totals					
	Checking	Sweep	Money Market	Checking		Sweep	Money Market	Checking	Sweep		Money Market	Checking	Sweep	Money Market						
Security State Bank & Trust County Depository																				
Checking Accounts																				
General Account ... multi-fund account	1.17			0.17			4,511.95		0.01			189.66		0.01	0.01					
COB Series 2001 / Ref 2010 Interest & S	1.00			0.00			1.00		0.00			1.00		0.00	0.00					
COB Series 2013 - Jail Project	1.00			0.00			1.00		0.00			1.00		0.00	0.00					
GAJ Series 2013 - Jail Project Interest & Sinking	1.00			0.00			1.00		0.00			1.00		0.00	0.00					
County Attorney H&I Check	13,745.36			0.67			13,857.85		0.58			13,000.51		0.57	0.57					
Appellate Judicial	0.00			0.00			0.00		0.00			0.00		0.00	0.00					
Justice of Peace No 1	47,112.36			2.39			80,965.36		2.66			38,251.71		2.83	2.83					
Justice of Peace No 2	13,397.01			0.71			32,076.16		0.92			18,031.02		1.13	1.13					
County Clerk ... General Operating	55,235.10			3.40			113,788.99		3.49			56,335.26		4.10	4.10					
District Clerk ... General Operating	60,271.61			3.20			75,726.09		2.94			66,297.29		3.08	3.08					
Sweep Accounts																				
General Account ... multi-fund account		13,932,209.48			13,612.92		13,018,526.38		14,491.80			12,290,597.08		12,568.31	12,568.31					
COB Series 2001 / Ref 2010 Interest & Sinking		32,326.99			30.69		25,104.52		29.26			25,129.45		24.93	24.93					
COB Series 2013 - Jail Project		37,261.92			35.75		37,321.50		39.58			37,358.57		37.07	37.07					
COB Series 2013 - Interest & Sinking		277,160.23			264.17		46,480.50		128.14			48,190.21		46.94	46.94					
Money Market Accounts																				
(none)					0.00										0.00					
Totals	189,763.61	14,278,980.62	0.00	10.54	13,943.53	0.00	320,949.40	13,127,432.90	0.00	10.60	14,688.78	0.00	14,699.38	192,138.45	12,401,275.31	0.00	11.72	12,677.25	0.00	12,688.97
Total Interest Accruals for Covered Periods	Interest Earnings For Covered Period First Month of Reporting Period					10.54	Interest Earnings For Covered Period First Two Months of Reporting Period					21.14	Interest Earnings For Covered Period Full Three Months of Reporting Period					32.86		
						13,943.53						28,632.31						41,309.58		
						0.00						0.00						0.00		
						13,954.07						28,653.45						41,342.42		

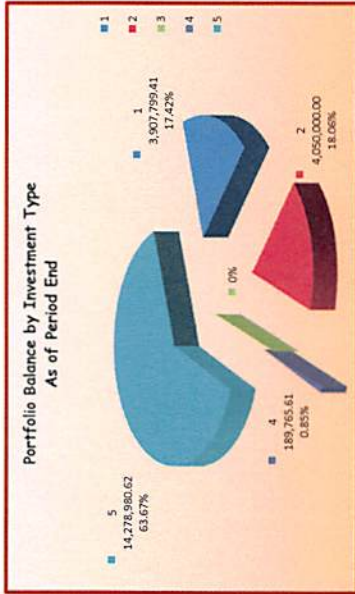
COUNTY OF GILLESPIE

Comparison of Investment to Investment Yield
For Period of July, 2017

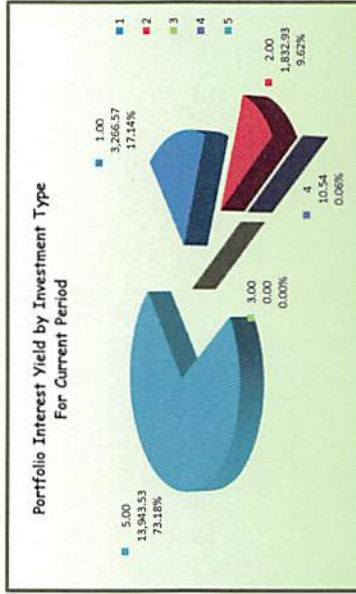
Financial Institution Investment Account Description	As of July 31, 2017					For the Period of July, 2017						
	Account Balance By Investment Type					Interest Yield By Investment Type						
	Investment Pools	Certificates of Deposit	Agency / Treasury	Checking	Sweep	Totals	Investment Pools	Certificates of Deposit	Agency / Treasury	Checking	Sweep	Totals
TerPool Investment Pool for Public Entities												
General Account ... multi-fund account	3,513,324.22					3,513,324.22	2,896.18					2,896.18
COB Series 2013 ... Jail Project	0.00					0.00	0.00					0.00
COB Series 2001 / GOB/under 2010 Interest	716.52					716.52	0.62					0.62
County Clerk ... Holding in Trust	121,527.82					121,527.82	100.15					100.15
District Clerk ... Holding in Trust	17,158.60					17,158.60	14.13					14.13
Sub-totals	3,652,727.16					3,652,727.16	3,011.08					3,011.08
Texas Class Investment Pool for Public Entities												
COB Series 2013 ... Jail Project	255,072.25					255,072.25	255.49					255.49
Blanco National Bank Texas Regional Bank, eff September 2017												
Certificates of Deposit		2,400,000.00				2,400,000.00		1,126.05				1,126.05
Security State Bank & Trust County Depository												
Certificates of Deposit		1,650,000.00				1,650,000.00		706.88				706.88
Checking Accounts												
General Account ... multi-fund account				1.17		1.17			0.17			0.17
COB 2001/Ref 2010 Interest & Sinking				1.00		1.00			0.00			0.00
COB Series 2013 ... Jail Project				1.00		1.00			0.00			0.00
Sinking				1.00		1.00			0.00			0.00
County Attorney HD Check Program				13,745.36		13,745.36			0.67			0.67
Appellate Judicial				0.00		0.00			0.00			0.00
Justice of Peace No 1				47,112.36		47,112.36			2.39			2.39
Justice of Peace No 2				13,397.01		13,397.01			0.71			0.71
County Clerk ... General Operating				55,235.10		55,235.10			3.40			3.40
District Clerk ... General Operating				60,271.61		60,271.61			3.20			3.20
Sweep Accounts												
General Account ... multi-fund account				13,932,209.48		13,932,209.48				13,612.92		13,612.92
COB 2001/Ref 2010 Interest & Sinking				32,328.99		32,328.99				30.69		30.69
COB Series 2013 ... Jail Project Account				37,281.92		37,281.92				35.75		35.75
COB Series 2013 ... Interest & Sinking				277,160.23		277,160.23				264.17		264.17
Account Balance Totals	3,907,799.41	4,050,000.00	0.00	189,765.61	14,278,990.62	22,426,545.64		1,832.83	0.00	10.54		19,053.57
Interest Accrual Totals							3,266.57				13,943.53	19,053.57

COUNTY OF GILLESPIE

Comparison of Investment to Investment Yield
For Period of July 2017



	Investment Pools	Investment Certificates of Deposit	Agency / Treasury Checking Accounts	Sweep Accounts	Total
1	3,907,799.41	3,652,727.16	255,072.25	0.00	7,815,598.82
2	4,050,000.00	2,400,000.00	1,650,000.00	0.00	8,100,000.00
3	0.00	0.00	0.00	0.00	0.00
4	189,765.61	0.00	0.00	0.00	189,765.61
5	14,275,980.62	0.00	0.00	0.00	14,275,980.62
	\$	\$	\$	\$	\$



	Investment Pools	Certificates of Deposit	Agency / Treasury Checking Accounts	Sweep Accounts	Total
1	3,266.57	3,011.08	255.49	0.00	6,533.14
2	1,832.93	1,126.05	706.88	0.00	3,665.86
3	0.00	0.00	0.00	0.00	0.00
4	10.54	0.00	0.00	0.00	10.54
5	13,943.53	0.00	0.00	0.00	13,943.53
	\$	\$	\$	\$	\$

Custodial Risk - All deposits are collateralized over 100%. All collateral (exclusive of FDIC coverage) is placed with a third party that is not a depository of the County and collateral is pledged to Gillespie County. The County does not invest in CDARS, Security State Bank & Trust (County Depository) with Frost National Bank, San Antonio, Texas or Texas Regional Bank with Federal Home Loan Bank of Dallas.

Interest Rate Risk - The County Investment Policy does not place limits on investment maturities as a means of managing its exposure to fair value losses arising from increasing interest rates.

Credit Risk - At July 2017 - The County had no investments in commercial paper, corporate bonds, mutual funds. The investment pool TexPool was rated AA+ by Standard & Poor's. The investment pool Texas Class was rated AA+ by Standard & Poor's.

Concentration of Credit Risk - The County does not place any limit on the amount the County may invest with any one issuer. At July 2017, the County had:

17.42	% of its assets/investments in investment pools
18.06	% of its assets/investments in certificates of deposit
0.00	% of its assets/investments in agency/treasury
0.85	% of its assets/investments in checking accounts
63.67	% of its assets/investments in sweep accounts

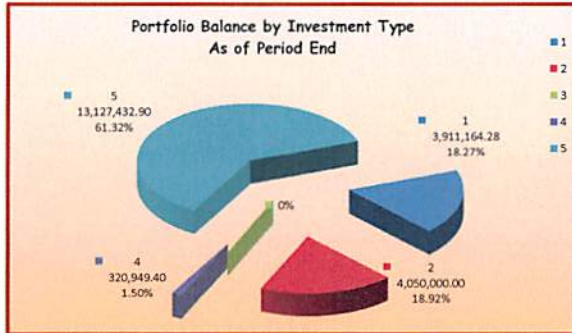
COUNTY OF GILLESPIE

Comparison of Investment to Investment Yield
For Period of August.2017

Financial Institution Investment Account Description	As of August 31, 2017					For the Period of August.2017						
	Investment Pools	Certificates of Deposit	Agency / Treasury	Checking	Sweep	Totals	Investment Pools	Certificates of Deposit	Agency / Treasury	Checking	Sweep	Totals
TeaPool Investment Pool for Public Entities												
General Account ... multi-fund account	3,516,304.96					3,516,304.96	2,980.74					2,980.74
GOB Series 2013 ... Jail Project	0.00					0.00	0.00					0.00
COB Series 2001 / GOB Refunding 2010 Issue	717.14					717.14	0.62					0.62
County Clerk ... Holding In Trust	121,630.94					121,630.94	103.12					103.12
District Clerk ... Holding In Trust	17,173.17					17,173.17	14.57					14.57
Sub-totals	3,655,826.21					3,655,826.21	3,099.05					3,099.05
Texas Class Investment Pool for Public Entities												
GOB Series 2013 ... Jail Project	255,338.07					255,338.07	265.82					265.82
Bianco National Bank / Texas Regional Bank, etf September 2017												
Certificates of Deposit		2,400,000.00				2,400,000.00		1,206.26				1,206.26
General Fund (10)												
Security State Bank & Trust County Depository												
Certificates of Deposit		1,650,000.00				1,650,000.00		560.53				560.53
General Fund (10)												
Checking Accounts												
General Account ... multi-fund account				4,511.95		4,511.95			0.01			0.01
COB 2001/Ref 2010 Interest & Sinking				1.00		1.00			0.00			0.00
GOB Series 2013 ... Jail Project				1.00		1.00			0.00			0.00
Sinking				1.00		1.00			0.00			0.00
County Attorney Hld Check Program				13,857.85		13,857.85			0.58			0.58
Appellate Judicial				0.00		0.00			0.00			0.00
Justice of Peace No 1				80,985.36		80,985.36			2.66			2.66
Justice of Peace No 2				32,076.16		32,076.16			0.92			0.92
County Clerk ... General Operating				113,788.99		113,788.99			3.49			3.49
District Clerk ... General Operating				75,726.09		75,726.09			2.94			2.94
Sweep Accounts												
General Account ... multi-fund account					13,018,526.38	13,018,526.38				14,491.80		14,491.80
COB 2001/Ref 2010 Interest & Sinking					25,104.52	25,104.52				29.26		29.26
GOB Series 2013 ... Jail Project Account					37,321.50	37,321.50				39.58		39.58
GOB Series 2013 ... Interest & Sinking					46,480.50	46,480.50				128.14		128.14
Account Balance Totals	3,811,164.28	4,050,000.00	0.00	320,949.40	13,127,432.80	21,409,546.58	3,364.87	1,766.79	0.00	10.60	14,888.78	19,831.04
Interest Accrual Totals												

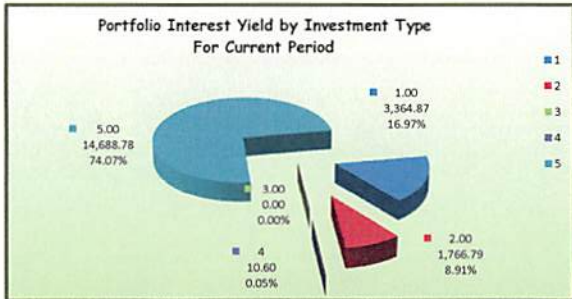
COUNTY OF GILLESPIE

Comparison of Investment to Investment Yield
For Period of August.2017



Portfolio Balance by Investment Type

1	3,911,164.28	Investment Pools	3,655,626.21	TexPool
2	4,050,000.00	Certificates of Deposit	2,400,000.00	Texas Regional Bank
3	0.00	Agency / Treasury	1,650,000.00	Security State Bank & Trust
4	320,949.40	Checking Accounts		
5	13,127,432.90	Sweep Accounts		
\$	21,409,546.58	Total		



Portfolio Interest Yield by Investment Type

1	3,364.87	Investment Pools	3,099.05	TexPool
2	1,766.79	Certificates of Deposit	1,206.26	Texas Regional Bank
3	0.00	Agency / Treasury	560.53	Security State Bank & Trust
4	10.60	Checking Accounts		
5	14,688.78	Sweep Accounts		
\$	19,831.04	Total		

Custodial Risk .. All deposits are collateralized over 100%, all collateral (exclusive FDIC coverage) is placed with a third party that is not a depository of the County, and collateral is pledged to Gillespie County. The County does not invest in CDARS. Security State Bank & Trust (County Depository) with Frost National Bank, San Antonio, Texas Texas Regional Bank with Federal Home Loan Bank of Dallas

Interest Rate Risk .. The County Investment Policy does not place limits on investment maturities as a means of managing its exposure to fair value losses arising from increasing interest rates.

Credit Risk .. At August.2017 .. The County had no investments in commercial paper, corporate bonds, mutual funds. The investment pool TexPool was rated AAAm by Standard & Poor's The investment pool Texas Class was rated AAAm by Standard Poor's

Concentration of Credit Risk .. The County does not place any limit on the amount the County may invest with any one issuer. At August.2017, the County had:

- 18.27 % of its assets/investments in investment pools
- 18.92 % of its assets/investments in certificates of deposit
- 0.00 % of its assets/investments in agency/treasury
- 1.50 % of its assets/investments in checking accounts
- 61.32 % of its assets/investments in sweep accounts

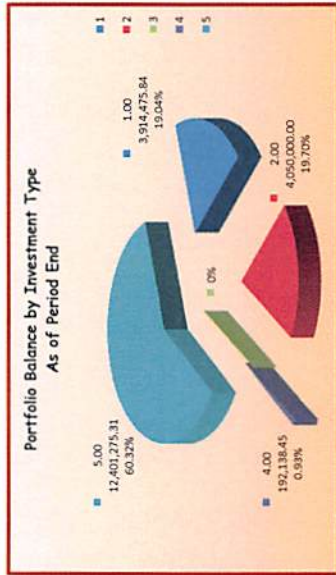
COUNTY OF GILLESPIE

Comparison of Investment to Investment Yield
For Period of September.2017

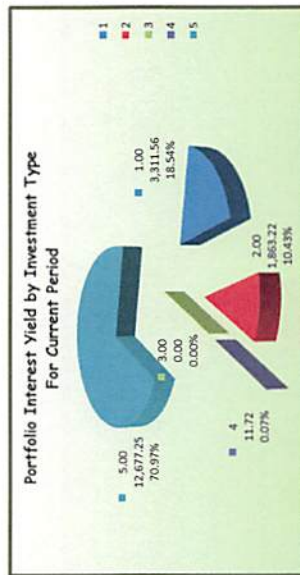
Financial Institution Investment Account Description	As of September 30, 2017					For the Period of September.2017						
	Investment Pools	Certificates of Deposit	Agency / Treasury	Checking	Sweep	Totals	Investment Pools	Certificates of Deposit	Agency / Treasury	Checking	Sweep	Totals
TexPool Investment Pool for Public Entities												
General Account ... multi-fund account	3,519,238.86					3,519,238.86	2,933.90					2,933.90
COB Series 2013 ... Jail Project	0.00					0.00	0.00					0.00
COB Series 2001 / COB Funding 2010 Invt	717.74					717.74	0.60					0.60
County Clerk ... Holding In Trust	121,732.48					121,732.48	101.54					101.54
District Clerk ... Holding In Trust	17,187.45					17,187.45	14.28					14.28
Sub-totals	3,698,876.53					3,698,876.53	3,050.32					3,050.32
Texas Class Investment Pool for Public Entities												
COB Series 2013 ... Jail Project	255,599.31					255,599.31	261.24					261.24
Blanco National Bank / Texas Regional Bank, eff September 2017												
Certificates of Deposit		2,400,000.00				2,400,000.00		1,302.69				1,302.69
General Fund (10)												
Security State Bank & Trust County Depository												
Certificates of Deposit		1,650,000.00				1,650,000.00		560.53				560.53
General Fund (10)												
Checking Accounts												
General Account ... multi-fund account				189.66		189.66				0.01		0.01
COB 2001/Ref 2010 Interest & Sinking				1.00		1.00				0.00		0.00
COB Series 2013 ... Jail Project				1.00		1.00				0.00		0.00
Sinking				1.00		1.00				0.00		0.00
County Attorney Hld Check Program				13,030.51		13,030.51				0.57		0.57
Appellate Judicial				0.00		0.00				0.00		0.00
Justice of Peace No 1				38,251.71		38,251.71				2.83		2.83
Justice of Peace No 2				18,031.02		18,031.02				1.13		1.13
County Clerk ... General Operating				56,335.26		56,335.26				4.10		4.10
District Clerk ... General Operating				66,297.29		66,297.29				3.08		3.08
Sweep Accounts												
General Account ... multi-fund account				12,290,597.08		12,290,597.08				12,568.31		12,568.31
COB 2001/Ref 2010 Interest & Sinking				25,129.45		25,129.45				24.93		24.93
COB Series 2013 ... Jail Project Account				37,358.57		37,358.57				37.07		37.07
COB Series 2013 ... Interest & Sinking				48,190.21		48,190.21				46.94		46.94
Account Balance Totals	3,914,475.84	4,650,000.00	0.00	192,138.45	12,401,275.31	20,857,889.60	3,311.56	1,863.22	0.00	11.72	12,677.25	17,863.75
Interest Accrual Totals												

COUNTY OF GILLESPIE

Comparison of Investment to Investment Yield
For Period of September.2017



	Investment Pools	Investment Certificates of Deposit	Agency / Treasury Checking Accounts	Sweep Accounts	Total
1	3,914,475.84	3,658,676.53	255,599.31	0.00	7,828,751.68
2	4,050,000.00	2,400,000.00	1,650,000.00	0.00	8,100,000.00
3	0.00	0.00	0.00	0.00	0.00
4	192,138.45	0.00	0.00	0.00	192,138.45
5	12,401,275.31	0.00	0.00	0.00	12,401,275.31
\$	20,557,889.60	6,058,676.53	255,599.31	0.00	26,872,165.44



	Investment Pools	Certificates of Deposit	Agency / Treasury Checking Accounts	Sweep Accounts	Total
1	3,311.56	3,050.32	261.24	0.00	6,623.12
2	1,863.22	1,302.69	560.53	0.00	3,726.44
3	0.00	0.00	0.00	0.00	0.00
4	11.72	0.00	0.00	0.00	11.72
5	12,677.25	0.00	0.00	0.00	12,677.25
\$	17,863.75	4,353.01	821.53	0.00	23,038.29

Custodial Risk ... All deposits are collateralized over 100%, all collateral (exclusive FDIC coverage) is placed with a third party that is not a depository of the County, and collateral is pledged to Gillespie County. The County does not invest in CDARS. Security State Bank & Trust (County Depository) with Frost National Bank, San Antonio, Texas Texas Regional Bank with Federal Home Loan Bank of Dallas

Interest Rate Risk ... The County Investment Policy does not place limits on investment maturities as a means of managing its exposure to fair value losses arising from increasing interest rates.

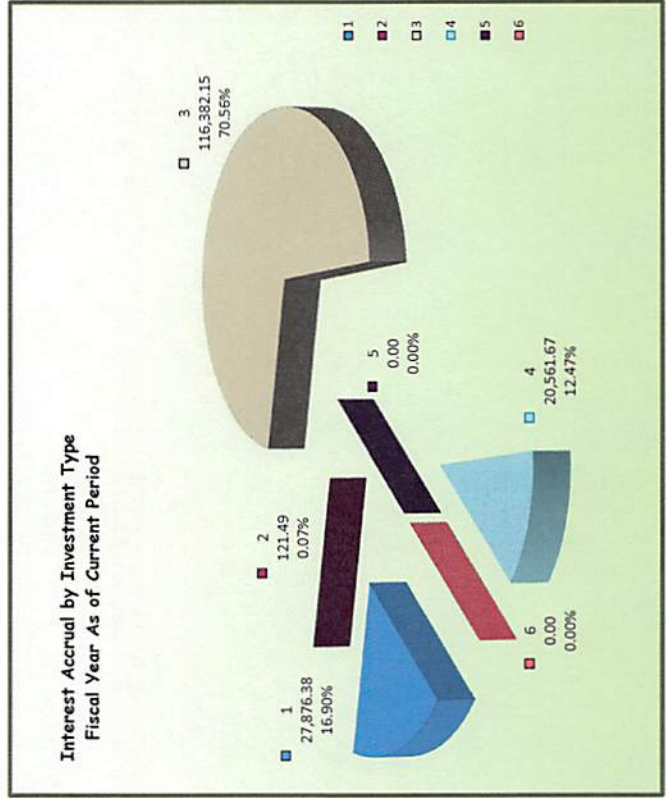
Credit Risk ... At September.2017 ... The County had no investments in commercial paper, corporate bonds, mutual funds. The investment pool TexPool was rated AAAm by Standard & Poor's. The investment pool Texas Class was rated AAAm by Standard & Poor's

Concentration of Credit Risk ... The County does not place any limit on the amount the County may invest with any one issuer. At September 2017, the County had:
 19.04 % of its assets/investments in investment pools
 19.70 % of its assets/investments in certificates of deposit
 0.00 % of its assets/investments in agency/treasury
 0.93 % of its assets/investments in checking accounts
 60.32 % of its assets/investments in sweep accounts

COUNTY OF GILLESPIE

Comparison of Interest Accrual
October 2016 - September 2017
Funds Managed by County Treasurer

Investment Type	October 2016 through September 2017												Interest Earned As of
	Oct.2016	Nov.2016	Dec.2016	Jan.2017	Feb.2017	Mar.2017	Apr.2017	May.2017	Jun.2017	Jul.2017	Aug.2017	Sep.2017	
Investment Pools	1,358.97	1,364.88	1,601.76	1,870.46	1,750.00	2,198.67	2,353.43	2,615.29	2,879.92	3,266.57	3,364.87	3,311.56	27,876.38
Depository Checking	7.48	8.18	9.79	8.63	7.92	12.06	10.71	11.58	12.28	10.54	10.60	11.72	121.49
Depository Sweep	3,384.48	3,247.05	3,630.47	7,193.39	9,808.40	10,716.73	10,902.93	13,534.49	12,254.65	13,943.53	14,688.78	12,677.25	116,382.15
Certificate of Deposit	1,670.67	1,751.74	1,695.33	1,751.74	1,597.08	1,461.66	1,622.20	1,713.78	1,834.53	1,832.93	1,766.79	1,863.22	20,561.67
Agency /Treasury	0.00	0.00	0.00	0.00	0.00	0.00	0.00	0.00	0.00	0.00	0.00	0.00	0.00
Money Market	0.00	0.00	0.00	0.00	0.00	0.00	0.00	0.00	0.00	0.00	0.00	0.00	0.00
Monthly Totals	6,421.60	6,371.85	6,937.35	10,824.22	13,163.40	14,328.12	14,889.27	18,275.14	16,981.38	19,053.57	19,831.04	17,863.75	164,941.69
Year To Date Totals	6,421.60	12,793.45	19,730.80	30,555.02	43,718.42	58,047.54	72,936.81	91,211.95	108,193.33	127,246.90	147,077.94	164,941.69	



Investment Type	Amount
1 Investment Pools	27,876.38
2 Depository Checking	121.49
3 Depository Sweep	116,382.15
4 Certificate of Deposit	20,561.67
5 Agency /Treasury	0.00
6 Money Market	0.00
Total	\$ 164,941.69

COUNTY OF GILLESPIE

Comparison of Interest Accrual
October 2016 - September 2017
Funds Managed by County Treasurer

Investment Type	October 2016 through September 2017												Interest Earned
Investment Pools	Oct.2016	Nov.2016	Dec.2016	Jan.2017	Feb.2017	Mar.2017	Apr.2017	May.2017	Jun.2017	Jul.2017	Aug.2017	Sep.2017	Year To Date
TexPool ... Investment Pool for Public Funds													
General Account ... multi-fund account	1,136.14	1,145.56	1,357.45	1,599.95	1,501.05	1,850.38	2,050.67	2,289.30	2,542.11	2,896.18	2,980.74	2,933.90	24,283.43
GOB Series 2013 ... Jail Project	0.00	0.00	0.00	0.00	0.00	0.00	0.00	0.00	0.00	0.00	0.00	0.00	0.00
COB Series 2001 / Ref 2010 Interest & Sinking	0.31	0.30	0.31	0.31	0.28	0.31	0.30	0.50	0.60	0.62	0.62	0.60	5.06
County Clerk ... Holding In Trust	39.29	39.58	46.98	55.33	51.91	63.99	70.96	79.23	87.94	100.15	103.12	101.54	840.02
District Clerk ... Holding In Trust	5.91	5.91	6.98	8.30	7.82	9.54	10.62	11.77	13.05	14.13	14.57	14.28	122.88
Sub-totals	1,181.65	1,191.35	1,411.72	1,663.89	1,561.06	1,924.22	2,132.55	2,360.80	2,643.70	3,011.08	3,099.05	3,050.32	25,251.38
Texas Class ... Investment Pool for Public Funds													
GOB Series 2013 ... Jail Project	177.32	173.53	190.04	206.57	188.94	214.45	220.88	234.49	236.22	255.49	265.82	261.24	2,624.99
Monthly Totals	1,358.97	1,364.88	1,601.76	1,870.46	1,750.00	2,138.67	2,353.43	2,615.29	2,879.92	3,266.57	3,364.87	3,311.56	27,876.38
Year To Date Totals	1,358.97	2,723.85	4,325.61	6,198.07	7,948.07	10,084.74	12,438.17	15,053.46	17,933.38	21,199.95	24,564.82	27,876.38	

Investment Type	October 2016 through September 2017												Interest Earned
Depository Checking Accounts	Oct.2016	Nov.2016	Dec.2016	Jan.2017	Feb.2017	Mar.2017	Apr.2017	May.2017	Jun.2017	Jul.2017	Aug.2017	Sep.2017	Year To Date
Security State Bank & Trust													
General Account ... multi-fund account	0.01	0.02	0.01	0.01	0.01	0.01	0.03	0.02	0.01	0.17	0.01	0.01	0.32
COB Series 2001 / Ref 2010 Interest & Sinking	0.00	0.00	0.00	0.00	0.00	0.00	0.00	0.00	0.00	0.00	0.00	0.00	0.00
GOB Series 2013 ... Jail Project	0.00	0.00	0.00	0.00	0.00	0.00	0.00	0.00	0.00	0.00	0.00	0.00	0.00
GOB Series 2013 ... Jail Project Interest & Sinking	0.00	0.00	0.00	0.00	0.00	0.00	0.00	0.00	0.00	0.00	0.00	0.00	0.00
County Attorney Hot Check	0.50	0.34	0.28	0.28	0.27	0.35	0.42	0.43	0.50	0.67	0.58	0.57	5.19
Appellate Judicial	0.00	0.00	0.00	0.00	0.00	0.00	0.00	0.00	0.00	0.00	0.00	0.00	0.00
Justice of Peace No 1	1.43	1.32	1.60	1.46	1.64	2.66	2.11	2.88	3.21	2.39	2.66	2.83	26.19
Justice of Peace No 2	0.72	1.05	1.37	1.00	0.78	1.14	0.87	1.04	0.99	0.71	0.92	1.13	11.72
County Clerk ... General Operating	1.90	2.39	3.20	2.36	2.38	4.29	3.41	3.98	4.36	3.40	3.49	4.10	39.26
District Clerk ... General Operating	2.92	3.06	3.33	3.52	2.84	3.61	3.87	3.23	3.21	3.20	2.94	3.08	38.81
Monthly Totals	7.48	8.18	9.79	8.63	7.92	12.06	10.71	11.58	12.28	10.54	10.60	11.72	121.49
Year To Date Totals	7.48	15.66	25.45	34.08	42.00	54.06	64.77	76.35	88.63	99.17	109.77	121.49	

COUNTY OF GILLESPIE

Comparison of Interest Accrual
October 2016 - September 2017
Funds Managed by County Treasurer

Investment Type	October 2016 through September 2017												Interest Earned Year To Date	
	Oct-2016	Nov-2016	Dec-2016	Jan-2017	Feb-2017	Mar-2017	Apr-2017	May-2017	Jun-2017	Jul-2017	Aug-2017	Sep-2017		
Sweep Accounts														
Security State Bank & Trust														
General Account ... multi-fund account	3,185.94	3,037.38	3,385.19	6,707.38	9,477.07	10,526.33	10,688.36	13,638.36	11,978.94	13,612.92	14,491.80	12,568.31	113,295.98	
COB Series 2001 / Ref/2010 Interest & Sinking	25.31	27.58	33.39	71.23	44.12	17.00	18.71	26.57	25.41	30.69	29.26	24.83	374.20	
GOB Series 2013 ... Jail Project	17.10	15.23	15.24	20.35	21.36	23.66	25.08	33.38	30.59	35.75	39.58	37.07	314.39	
GOB Series 2013 ... Jail Project Interest & Sinking	156.13	166.86	196.65	384.43	265.85	149.74	170.78	236.18	221.71	264.17	128.14	46.94	2,397.58	
Monthly Totals	3,384.48	3,247.05	3,630.47	7,183.39	9,808.40	10,716.73	10,902.93	13,934.49	12,254.65	13,943.53	14,688.78	12,677.25	116,382.15	
Year To Date Totals	3,384.48	6,531.53	10,262.00	17,455.39	27,283.79	37,940.32	48,883.45	62,817.84	75,072.59	89,016.12	103,704.90	116,382.15		

Investment Type	October 2016 through September 2017												Interest Earned Year To Date	
	Oct-2016	Nov-2016	Dec-2016	Jan-2017	Feb-2017	Mar-2017	Apr-2017	May-2017	Jun-2017	Jul-2017	Aug-2017	Sep-2017		
Certificate of Deposit														
Texas Regional Bank														
General Fund (F 10)	887.76	917.28	887.76	917.28	912.34	833.42	917.28	1,011.01	1,104.14	1,126.05	1,206.26	1,302.09	12,023.27	
Security State Bank & Trust														
General Fund (F 10)	782.91	834.46	807.57	834.46	684.74	628.24	704.92	702.72	730.39	706.88	560.53	560.53	8,538.40	
Monthly Totals	1,670.67	1,751.74	1,695.33	1,751.74	1,597.08	1,461.66	1,622.20	1,713.78	1,834.53	1,832.93	1,766.79	1,863.22	20,561.67	
Year To Date Totals	1,670.67	3,422.41	5,117.74	6,869.48	8,466.56	9,928.22	11,550.42	13,264.20	15,098.73	16,931.66	18,698.45	20,561.67		

Investment Type	October 2016 through September 2017												Interest Earned Year To Date	
	Oct-2016	Nov-2016	Dec-2016	Jan-2017	Feb-2017	Mar-2017	Apr-2017	May-2017	Jun-2017	Jul-2017	Aug-2017	Sep-2017		
Agency / Treasury														
(none at present)	0.00	0.00	0.00	0.00	0.00	0.00	0.00	0.00	0.00	0.00	0.00	0.00	0.00	
Monthly Totals	0.00	0.00	0.00	0.00	0.00	0.00	0.00	0.00	0.00	0.00	0.00	0.00	0.00	
Year To Date Totals	0.00	0.00	0.00	0.00	0.00	0.00	0.00	0.00	0.00	0.00	0.00	0.00	0.00	

Investment Type	October 2016 through September 2017												Interest Earned Year To Date	
	Oct-2016	Nov-2016	Dec-2016	Jan-2017	Feb-2017	Mar-2017	Apr-2017	May-2017	Jun-2017	Jul-2017	Aug-2017	Sep-2017		
Money Market														
(none at present)	0.00	0.00	0.00	0.00	0.00	0.00	0.00	0.00	0.00	0.00	0.00	0.00	0.00	
Monthly Totals	0.00	0.00	0.00	0.00	0.00	0.00	0.00	0.00	0.00	0.00	0.00	0.00	0.00	
Year To Date Totals	0.00	0.00	0.00	0.00	0.00	0.00	0.00	0.00	0.00	0.00	0.00	0.00	0.00	

COUNTY OF GILLESPIE ... Investment Portfolio Summary ... For the Period Ending September 30, 2017

The State of Texas, County of Gillespie

Before me, the undersigned authority, this day personally appeared Laura Lundquist, County Treasurer, to me well known, who, being duly sworn, deposes and says that the above and foregoing report is true and correct.

Witness my hand and seal of office, this _____ day of _____, _____ A.D.

Mary Lynn Rusche, County Clerk
County of Gillespie, State of Texas

Compared, examined, and approved in open Commissioners' Court this _____ day of _____, _____ A.D.

Mark Stroehrer, County Judge

Charles Olfers, Commissioner Pct. No. 1

William A. Roeder, Commissioner Pct. No. 2

Dennis Neffendorf, Pct. No. 3

Donald W. Schuch, Commissioner Pct. No. 4