



COUNTY OF GILLESPIE, TEXAS

Investment Portfolio Summary

For the Period Ending
September 30, 2018

Unaudited

COUNTY OF GILLESPIE, TEXAS

Investment Portfolio Summary


In accordance with the Public Funds Investment Act Sec 2256.023, not less than quarterly, the County Investment Officer shall prepare and submit to the Commissioners Court a written report of investment transactions for all funds for the preceding reporting period.

This portfolio is in compliance with the County of Gillespie's Investment Policy and applicable laws. The information contained in this report should not be used for any purpose other than determining compliance with the Act.

General Statement:

The County continues to take a conservative approach to investment of county funds. Investment strategies are built on cash flow versus fund name. County funds are predominantly invested in TexPool and Texas Class ... investment services for public funds ... and certificate of deposits. Depository interest-bearing checking accounts are used more as clearing accounts than a type of investment. The General Checking Account (multi-fund account) ... interest-bearing, with a one dollar (\$1.00) threshold ... is attached to a sweep account with a \$25,000.00 required minimum balance. The COB2001/Ref2010 Interest & Sinking, GOB2013 Jail Project, and GOB2013 Interest & Sinking funds are also in individual interest-bearing checking accounts, each with a one dollar (\$1.00) threshold ... and attached to sweep accounts with \$25,000.00 required minimum balances.

With the Investment Policy approved January 12, 2015 ... fee office operating accounts of County Clerk, District Clerk, Justice of Peace No. 1 and Justice of Peace No. 2 will be allowed to be attached to sweep accounts with a \$25,000.00 required minimum balance and the individual fee accounts will remain interest-bearing, with a one dollar (\$1.00) threshold. This option is pending financial institution restrictions.



Laura Lundquist
County Treasurer ... County Investment Officer

Taken From County Investment Policy

As Revised

SECTION 5 INVESTMENT REPORTING AND PERFORMANCE EVALUATION

Section 5.01 Quarterly Report

In accordance with PFIA Sec. 2256.023, not less than quarterly, the County Investment Officer shall prepare and submit to the Commissioners Court a written report of investment transactions for all funds for the preceding reporting period within a reasonable time after the end of the period. An independent auditor, who will report findings to the Commissioners Court, shall formally review the report annually if the County invests in securities other than money market mutual funds, investment pools, or accounts offered by the depository bank.

The report must:

- 1) describe in detail the investment position of the County on the date of the report;
- 2) prepared by the investment officer of the County;
- 3) be signed by the investment officer of the County;
- 4) contain a summary statement of each pooled fund group that states the:
 - a) beginning market value for the reporting period;
 - b) ending market value for the period; and
 - c) fully accrued interest for the reporting period;
- 5) state the book value and market value of each separately invested asset at the beginning and end of the reporting period by the type of asset and fund type invested;
- 6) state the maturity date of each separately invested asset that has a maturity date;
- 7) state the account or fund or group of funds in the County for which each individual investment was acquired; and
- 8) state the compliance of the investment portfolio of the County as it relates to:
 - a) the investment strategy expressed in the Policy; and
 - b) relevant provisions of Sec. 2256.023

Section 5.02 Notification of Investment Changes

It shall be the duty of the County Investment Officer to notify the Commissioners Court of any significant changes in current investment methods and procedures prior to their implementation.

Section 7 **INVESTMENT STRATEGIES FOR FUNDS OR GROUP OF FUNDS**

Section 7.01 **General Statement**

Funds of the County will be invested in accordance with federal and state laws, the County Investment *Policy* and written administrative procedures.

The County will invest according to investment strategies for each fund or pooled fund group. Investment strategies are built on cash flow versus fund name.

Section 7.02 **Definitions**

Bond Proceeds means the proceeds from the sale of bonds, notes, and other obligations issued by an entity, and reserves and funds maintained by an entity for debt service purposes.

Funds means public funds in the custody of a state agency or local government that:

- a) are not required by law to be deposited in the state treasury; and
- b) the investing entity has authority to invest.

Investment Pool means an entity created under Chapter 2256, PFIA to invest public funds jointly on behalf of the entities that participate in the pool and whose investment objectives in order of priority are:

- a) preservation and safety of principal;
- b) liquidity; and
- c) yield.

Matching Approach an investment method that matches maturing investments with disbursements. This approach requires an accurate forecast of disbursement requirements.

Pooled Fund Group means an internally created fund of an investing entity in which one or more accounts or funds of the investing entity are invested.

Separately Invested Asset group. means an account or fund of a state agency or local government that is not invested in a pooled fund group.

Section 7.03 General Fund Group ... A Pooled Fund Group

The County's operating expenditures and revenues to fund those expenditures are accounted for in the County's general fund group (General F.10; Road & Bridge F.15; Road Precincts F.16, F.17, F.18, F.19). Most of the general fund group is pooled with other County funds for investment purposes unless specific restrictions are placed upon such funds. The investment strategy for the general fund group, as well as for the County's investment pool as a whole, is the **Matching Approach**.

The maximum allowable stated maturity of any individual investment relating to the general fund group is twenty-four (24) months. Prior approval of the Investment Committee must be received before investing beyond a stated maturity of twelve (12) months. Prior approval of Commissioners Court, upon recommendation of the Investment Committee, must be received before investing beyond a stated maturity of twenty-four (24) months.

Section 7.04 Special Revenue Funds

Operations that are funded with restricted revenues are accounted for as special revenue funds. Most of the special revenue funds are included for investment purposes in the County's investment pool except for some grant funds. Certain grant agreements require the use of separate bank accounts restricted for use of proceeds under the grant agreement. The investment strategy used for all special revenue funds not included in the County's investment pool is the **Matching Approach**.

Section 7.05 Debt Service Funds

The debt service funds are used to account for bond proceeds. The debt service funds are not pooled with other funds but are separately invested largely in an Investment Pool with assets available on demand.

Section 7.06 Interest and Sinking Funds

The interest and sinking funds are used to account for the accumulation of resources to fund periodic principal and interest payments on outstanding obligations. The revenue stream is predictable and the majority comes from ad valorem tax. The interest and sinking funds are not pooled with other funds but are separately invested. As practical ... funds may be invested in an Investment Pool account with assets available on demand.

Section 7.07 Capital Projects Funds

The capital projects funds are used for the County's capital improvement plan/strategy. The revenue stream is predictable based upon the County's approved budget. The capital projects funds are pooled with other County funds for investment purposes. As practical ... funds may be invested in termed investments or an Investment Pool account with assets available on demand.

Section 7.08 District Clerk Registry Funds

Registry funds (trust accounts, bonds) are held in trust by the Gillespie County District Clerk and invested by the County Investment Officer. Investment strategy used for this fund is to invest in an Investment Pool with assets available on demand.

Existing investments made by the District Clerk ... prior to the “Cash Management Agreement” of May 2002 between the District Clerk and the County Treasurer ... are not required to be liquidated if these investments were authorized investments at the time of purchase.

Section 7.09 County Clerk Registry Funds

Registry funds (trust accounts, bonds, etc.) are held in trust by the Gillespie County Clerk and invested by the County Investment Officer. Investment strategy used for this fund is to invest in an Investment Pool with assets available on demand.

Existing investments made by the County Clerk ... prior to the “Cash Management Agreement” of January 2006 between the County Clerk and the County Treasurer ... are not required to be liquidated if these investments were authorized investments at the time of purchase.

Section 7.10(a) Justice of the Peace No. 1 Funds

The Justice of the Peace No. 1 operating funds ... court costs, fines, fees, bonds ... are accounted as a fund balance account with initial deposits placed in separate checking account. As practical ... funds may be invested in an Investment Pool account with assets available on demand.

With the Investment Policy approved January 12, 2015 ... fee office checking/operating accounts of County Clerk, District Clerk, Justice of Peace No. 1 and No. 2 will be allowed to be attached to a sweep account with a \$25,000.00 required minimum balance and the individual fee accounts will remain interest-bearing, with a one dollar (\$1.00) threshold.

Thus, maintaining all funds liquid.

Section 7.10(b) Justice of the Peace No. 2 Funds

The Justice of the Peace No. 2 operating funds ... court costs, fines, fees, bonds ... are accounted as a fund balance account with initial deposits placed in separate checking account. As practical ... funds may be invested in an Investment Pool account with assets available on demand.

With the Investment Policy approved January 12, 2015 ... fee office checking/operating accounts of County Clerk, District Clerk, Justice of Peace No. 1 and No. 2 will be allowed to be attached to a sweep account with a \$25,000.00 required minimum balance and the individual fee accounts will remain interest-bearing, with a one dollar (\$1.00) threshold.

Thus, maintaining all funds liquid.

Section 7.10(c) Justice of the Peace No. 3 Funds

(Open ... anticipate activity late 2018)

Section 7.10(d) Justice of the Peace No. 4 Funds

(Open ... anticipate activity late 2018)

Section 7.11 County Attorney Hot Check Funds

The County Attorney Hot Check operating funds are not pooled with other funds but held in a separate checking account. As practical ... funds may be invested in an Investment Pool account with assets available on demand.

Thus, maintaining all funds liquid.

Section 7.12 District Clerk Funds

The District Clerk operating funds ... court costs, fines, fees, bonds ... are accounted as a fund balance account with initial deposits placed in separate checking account. As practical ... funds may be invested in an Investment Pool account with assets available on demand.

With the Investment Policy approved January 12, 2015 ... fee office checking/operating accounts of County Clerk, District Clerk, Justice of Peace No. 1 and No. 2 will be allowed to be attached to a sweep account with a \$25,000.00 required minimum balance and the individual fee accounts will remain interest-bearing, with a one dollar (\$1.00) threshold.

Thus, maintaining all funds liquid.

Section 7.13 County Clerk Funds

The County Clerk operating funds ... court costs, fines, fees, bonds ... are accounted as a fund balance account with initial deposits placed in separate checking account. As practical ... funds may be invested in an Investment Pool account with assets available on demand.

With the Investment Policy approved January 12, 2015 ... fee office checking/operating accounts of County Clerk, District Clerk, Justice of Peace No. 1 and No. 2 will be allowed to be attached to a sweep account with a \$25,000.00 required minimum balance and the individual fee accounts will remain interest-bearing, with a one dollar (\$1.00) threshold.

Thus, maintaining all funds liquid.

COUNTY OF GILLESPIE

Investment / Cash Summary
For the Period Ending June 30, 2018 Through September 30, 2018

Financial Entity		June 2018						
Account Description	Investment Pools	Certificates of Deposit	Certificates of Deposit for Public Entities (CDARS)	Negotiable Certificates of Deposit	Agency / Treasury	Checking	Sweep	Totals
TexPool ... Investment Pool for Government Entities								
General Account ... multi-fund account	3,055,164.33							3,055,164.33
GOB Series 2013 Jail Project	0.00							0.00
COB 2001/Ref 2010 Interest & Sinking	0.00							0.00
County Clerk Holding In Trust	123,014.10							123,014.10
District Clerk Holding In Trust	<u>17,368.31</u> 3,195,546.74							17,368.31
Texas Class ... Investment Pool for Government Entities								
General Account ... multi-fund account	501,344.66							501,344.66
GOB Series 2013 Jail Project	<u>161,159.32</u> 662,503.98							161,159.32
Texas Regional Bank								
Certificates of Deposit								
General Fund (10.)		2,400,000.00						2,400,000.00
Security State Bank & Trust								
Sweep Accounts								
General Account ... multi-fund account							15,609,226.06	15,609,226.06
COB 2001/Ref 2010 Interest & Sinking							35,508.43	35,508.43
GOB Series 2013 Jail Project							27,993.52	27,993.52
GOB Series 2013 Interesting & Sinking							<u>293,499.00</u> 15,966,227.01	293,499.00
Checking Accounts								
General Account ... multi-fund account						1.02		1.02
COB 2001/Ref 2010 Interest & Sinking						1.00		1.00
GOB Series 2013 Jail Project						1.00		1.00
GOB Series 2013 Interest & Sinking						1.00		1.00
County Attorney Hot Check Program						14,917.51		14,917.51
Justice of Peace No 1						55,675.76		55,675.76
Justice of Peace No 2						24,572.12		24,572.12
County Clerk ... General Operating						119,818.15		119,818.15
District Clerk ... General Operating						<u>87,747.54</u> 302,735.10		87,747.54
Certificates of Deposit								
General Fund (10.)		600,000.00						600,000.00
CDAR Accounts								
General Fund (10.)			1,000,000.00					1,000,000.00
Multi-Bank Securities ... Broker								
Negotiable Certificates of Deposit								
General Fund (10.)				500,000.00				500,000.00
Financial Northeastern Company ... Broker								
Negotiable Certificates of Deposit								
General Fund (10.)				1,000,000.00				1,000,000.00
Totals	3,858,050.72	3,000,000.00	1,000,000.00	1,500,000.00	0.00	302,735.10	15,966,227.01	25,627,012.83
Monthly Net Change								
Quarterly Net Change								

COUNTY OF GILLESPIE

Investment / Cash Summary
For the Period Ending June 30, 2018 Through September 30, 2018

July 2018

Financial Entity	Investment Pools	Certificates of Deposit	Certificates of Deposit for Public Entities (CDARS)	Negotiable Certificates of Deposit	Agency / Treasury	Checking	Sweep	Totals
TexPool ... Investment Pool for Government Entities	General Account ... multi-fund account	3,060,067.50						3,060,067.50
	GOB Series 2013 Jail Project	0.00						0.00
	COB 2001/Ref 2010 Interest & Sinking	0.00						0.00
	County Clerk Holding In Trust	123,211.51						123,211.51
	District Clerk Holding In Trust	17,365.20						17,365.20
	3,200,644.21							
Texas Class ... Investment Pool for Government Entities	General Account ... multi-fund account	502,294.97						502,294.97
	GOB Series 2013 Jail Project	161,464.80						161,464.80
	663,759.77							
Texas Regional Bank								
	Certificates of Deposit		2,400,000.00					2,400,000.00
Security State Bank & Trust	Sweep Accounts							
	General Account ... multi-fund account						14,573,091.24	14,573,091.24
	COB 2001/Ref 2010 Interest & Sinking						36,409.73	36,409.73
	GOB Series 2013 Jail Project						28,039.08	28,039.08
	GOB Series 2013 Interest & Sinking						298,706.84	298,706.84
						14,936,246.89		
Checking Accounts	General Account ... multi-fund account					11.01		11.01
	COB 2001/Ref 2010 Interest & Sinking					1.00		1.00
	GOB Series 2013 Jail Project					1.00		1.00
	GOB Series 2013 Interest & Sinking					1.00		1.00
	County Attorney Hot Check Program					17,980.39		17,980.39
	Justice of Peace No 1					42,861.03		42,861.03
	Justice of Peace No 2					17,947.32		17,947.32
County Clerk ... General Operating					59,944.15		59,944.15	
District Clerk ... General Operating					62,448.73		62,448.73	
					201,195.63			
Certificates of Deposit	General Fund (10)	600,000.00						600,000.00
CDAR Accounts	General Fund (10)		1,000,000.00					1,000,000.00
Multi-Bank Securities ... Broker	Negotiable Certificates of Deposit			500,000.00				500,000.00
	General Fund (10)							
Financial Northeastern Company ... Broker	Negotiable Certificates of Deposit			1,000,000.00				1,000,000.00
	General Fund (10)							
Totals		3,964,434.98	3,000,000.00	1,000,000.00	0.00	201,195.63	14,936,246.89	24,501,877.50
Monthly Net Change		6,384.26	0.00	0.00	0.00	(101,539.47)	(1,029,980.12)	(1,125,135.33)
Quarterly Net Change								

COUNTY OF GILLESPIE

Investment / Cash Summary
For the Period Ending June 30, 2018 Through September 30, 2018

Financial Entity		August 2018						
Account Description	Investment Pools	Certificates of Deposit	Certificates of Deposit for Public Entities (CDARS)	Negotiable Certificates of Deposit	Agency / Treasury	Checking	Sweep	Totals
TexPool ... Investment Pool for Government Entities								
General Account ... multi-fund account	3,065,058.72							3,065,058.72
GOB Series 2013 Jail Project	0.00							0.00
COB 2001/Ref 2010 Interest & Sinking	0.00							0.00
County Clerk Holding In Trust	123,412.45							123,412.45
District Clerk Holding In Trust	17,424.57							17,424.57
	3,205,895.74							
Texas Class ... Investment Pool for Government Entities								
General Account ... multi-fund account	1,504,237.77							1,504,237.77
GOB Series 2013 Jail Project	161,772.71							161,772.71
	1,666,010.48							
Texas Regional Bank								
Certificates of Deposit								
General Fund (10.)		2,400,000.00						2,400,000.00
Security State Bank & Trust								
Sweep Accounts								
General Account ... multi-fund account							12,736,128.27	12,736,128.27
COB 2001/Ref 2010 Interest & Sinking							29,424.31	29,424.31
GOB Series 2013 Jail Project							28,085.51	28,085.51
GOB Series 2013 Interesting & Sinking							78,918.66	78,918.66
							12,872,556.75	
Checking Accounts								
General Account ... multi-fund account						118.11		118.11
COB 2001/Ref 2010 Interest & Sinking						1.00		1.00
GOB Series 2013 Jail Project						1.00		1.00
GOB Series 2013 Interest & Sinking						1.00		1.00
County Attorney Hot Check Program						19,573.70		19,573.70
Justice of Peace No 1						69,093.69		69,093.69
Justice of Peace No 2						29,753.26		29,753.26
County Clerk ... General Operating						129,878.09		129,878.09
District Clerk ... General Operating						75,769.56		75,769.56
						324,189.41		
Certificates of Deposit								
General Fund (10.)		600,000.00						600,000.00
CDAR Accounts								
General Fund (10.)			1,000,000.00					1,000,000.00
Multi-Bank Securities ... Broker								
Negotiable Certificates of Deposit								
General Fund (10.)				500,000.00				500,000.00
Financial Northeastern Company ... Broker								
Negotiable Certificates of Deposit								
General Fund (10.)				1,000,000.00				1,000,000.00
Totals	4,871,906.22	3,000,000.00	1,000,000.00	1,500,000.00	0.00	324,189.41	12,872,556.75	23,568,652.38
Monthly Net Change	1,007,471.24	0.00	0.00	0.00	0.00	122,993.78	(2,063,690.14)	(933,225.12)
Quarterly Net Change								

COUNTY OF GILLESPIE

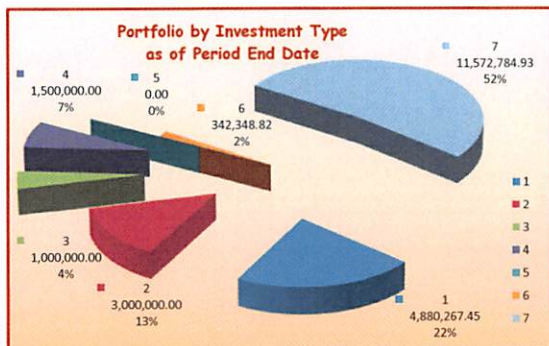
Investment / Cash Summary
For the Period Ending June 30, 2018 Through September 30, 2018

Financial Entity	September 2018								
	Account Description	Investment Pools	Certificates of Deposit	Certificates of Deposit for Public Entities (CDARS)	Negotiable Certificates of Deposit	Agency / Treasury	Checking	Sweep	Totals
TexPool ... Investment Pool for Government Entities									
	General Account ... multi-fund account	3,070,085.27							3,070,085.27
	GOB Series 2013 Jail Project	0.00							0.00
	COB 2001/Ref 2010 Interest & Sinking	0.00							0.00
	County Clerk Holding In Trust	123,614.82							123,614.82
	District Clerk Holding In Trust	17,453.16							17,453.16
		3,211,153.25							
Texas Class ... Investment Pool for Government Entities									
	General Account ... multi-fund account	1,507,040.12							1,507,040.12
	GOB Series 2013 Jail Project	162,074.08							162,074.08
		1,669,114.20							
Texas Regional Bank									
Certificates of Deposit									
	General Fund (10.)		2,400,000.00						2,400,000.00
Security State Bank & Trust									
Sweep Accounts									
	General Account ... multi-fund account							11,433,412.19	11,433,412.19
	COB 2001/Ref 2010 Interest & Sinking							29,905.41	29,905.41
	GOB Series 2013 Jail Project							28,127.52	28,127.52
	GOB Series 2013 Interesting & Sinking							81,339.81	81,339.81
								11,572,784.93	
Checking Accounts									
	General Account ... multi-fund account						1.02		1.02
	COB 2001/Ref 2010 Interest & Sinking						1.00		1.00
	GOB Series 2013 Jail Project						1.00		1.00
	GOB Series 2013 Interest & Sinking						1.00		1.00
	County Attorney Hot Check Program						19,843.17		19,843.17
	Justice of Peace No 1						66,444.20		66,444.20
	Justice of Peace No 2						29,466.72		29,466.72
	County Clerk ... General Operating						118,552.08		118,552.08
	District Clerk ... General Operating						108,038.63		108,038.63
							342,348.82		
Certificates of Deposit									
	General Fund (10.)		600,000.00						600,000.00
CDAR Accounts									
	General Fund (10.)			1,000,000.00					1,000,000.00
Multi-Bank Securities ... Broker									
Negotiable Certificates of Deposit									
	General Fund (10.)				500,000.00				500,000.00
Financial Northeastern Company ... Broker									
Negotiable Certificates of Deposit									
	General Fund (10.)				1,000,000.00				1,000,000.00
Totals		4,880,267.45	3,000,000.00	1,000,000.00	1,500,000.00	0.00	342,348.82	11,572,784.93	22,295,401.20
Monthly Net Change		8,361.23	0.00	0.00	0.00	0.00	18,159.41	(1,299,771.82)	(1,273,251.18)
Quarterly Net Change		1,022,216.73	0.00	0.00	0.00	0.00	39,613.72	(4,393,442.08)	(3,331,611.63)

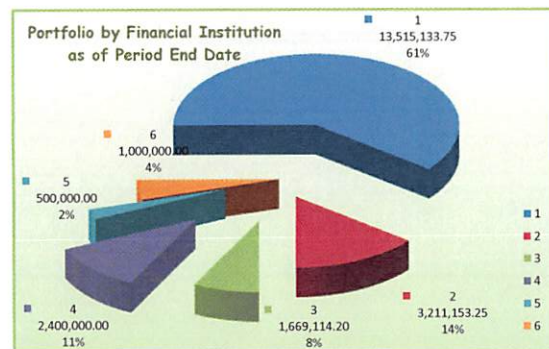
COUNTY OF GILLESPIE

Investment / Cash Summary
For the Period Ending June 30, 2018 Through September 30, 2018

Financial Entity
Account Description
TexPool ... Investment Pool for Government Entities
General Account ... multi-fund account
GOB Series 2013 Jail Project
COB 2001/Ref 2010 Interest & Sinking
County Clerk Holding In Trust
District Clerk Holding In Trust
Texas Class ... Investment Pool for Government Entities
General Account ... multi-fund account
GOB Series 2013 Jail Project
Texas Regional Bank
Certificates of Deposit
General Fund (10.)
Security State Bank & Trust
Sweep Accounts
General Account ... multi-fund account
COB 2001/Ref 2010 Interest & Sinking
GOB Series 2013 Jail Project
GOB Series 2013 Interesting & Sinking
Checking Accounts
General Account ... multi-fund account
COB 2001/Ref 2010 Interest & Sinking
GOB Series 2013 Jail Project
GOB Series 2013 Interest & Sinking
County Attorney Hot Check Program
Justice of Peace No 1
Justice of Peace No 2
County Clerk ... General Operating
District Clerk ... General Operating
Certificates of Deposit
General Fund (10.)
CDAR Accounts
General Fund (10.)
Multi-Bank Securities ... Broker
Negotiable Certificates of Deposit
General Fund (10.)
Financial Northeastern Company ... Broker
Negotiable Certificates of Deposit
General Fund (10.)



Category	Value	Description
1	4,880,267.45	Investment Pools
2	3,000,000.00	Certificates of Deposit
3	1,000,000.00	Certificates of Deposit for Public Entities (CDARS)
4	1,500,000.00	Negotiable Certificates of Deposit
5	0.00	Agency / Treasury
6	342,348.82	Checking
7	11,572,784.93	Sweep
	\$ 22,295,401.20	Total



Category	Value	Description
1	13,515,133.75	Security State Bank & Trust
2	3,211,153.25	TexPool
3	1,669,114.20	Texas Class
4	2,400,000.00	Texas Regional Bank
5	500,000.00	Multi-Bank Securities
6	1,000,000.00	Financial Northeastern Company
	\$ 22,295,401.20	Total

COUNTY OF GILLESPIE

Investment Type ... Interest Accrual
For the Period of July.2018 through September.2018

Financial Institution	Investment Type				July.2018				Fully Accrued Interest	
	Investment Account Description	Investment Pool	Certificates of Deposit	Certificates of Deposit for Public Entities (CDARS)	Negotiable Certificates of Deposit	Investment Pool	Certificates of Deposit	Certificates of Deposit for Public Entities (CDARS)	Negotiable Certificates of Deposit	Totals
Investment Pool for Public Entities										
TexPool										
	General Account ... multi-fund account	3,060,067.50				4,903.17				4,903.17
	GOB Series 2013 - Jail Project	0.00				0.00				0.00
	COB 2001/Ref 2010 Interest & Sinking	0.00				0.00				0.00
	County Clerk Holding In Trust	123,211.51				197.41				197.41
	District Clerk Holding In Trust	17,396.20				27.89				27.89
	Sub Totals	3,200,675.21				5,128.47				
TexasClass										
	General Account ... multi-fund account	502,294.97				950.31				950.31
	GOB Series 2013 - Jail Project	161,464.80				305.48				305.48
	Sub Totals	663,759.77				1,255.79				
Certificates of Deposit Invested by Cash Flow										
Texas Regional Bank										
	General Fund (F.10)		2,400,000.00				3,354.35			3,354.35
	Sub Totals		2,400,000.00				3,354.35			
Security State Bank & Trust										
	General Fund (F.10)		600,000.00				698.63			698.63
	Sub Totals		600,000.00				698.63			
Certificates of Deposit For Public Entities (CDARS) ... invested by cash flow										
Security State Bank & Trust										
	General Fund (F.10)			1,000,000.00				1,827.63		1,827.63
	Sub Totals			1,000,000.00				1,827.63		
Negotiable Certificates of Deposit General Fund (10.) ... invested by cash flow										
Multi-Bank Securities ... Broker										
	Pershing LLC ... securities holder				500,000.00				410.96	410.96
	Sub Totals				500,000.00				410.96	
Financial Northeastern Company ... Broker										
	Pershing LLC ... securities holder				1,000,000.00				779.18	779.18
	Sub Totals				1,000,000.00				779.18	
Totals ... For Covered Periods Invested Funds		3,864,434.98	3,000,000.00	1,000,000.00	1,500,000.00					
Totals ... For Covered Periods Interest Earned						6,384.26	4,052.98	1,827.63	1,190.14	13,455.01

COUNTY OF GILLESPIE

Investment Type ... Interest Accrual
For the Period of July.2018 through September.2018

Financial Institution	Investment Type				August.2018				Totals
	Investment Pool	Certificates of Deposit	Certificates of Deposit for Public Entities (CDARS)	Negotiable Certificates of Deposit	Investment Pool	Certificates of Deposit	Certificates of Deposit for Public Entities (CDARS)	Negotiable Certificates of Deposit	
Investment Pool for Public Entities									
TexPool									
General Account ... multi-fund account	3,065,058.72				4,991.22				4,991.22
GOB Series 2013 - Jail Project	0.00				0.00				0.00
COB 2001/Ref 2010 Interest & Sinking	0.00				0.00				0.00
County Clerk Holding In Trust	123,412.45				200.94				200.94
District Clerk Holding In Trust	17,424.57				28.37				28.37
Sub Totals	3,205,895.74				5,220.53				
TexasClass									
General Account ... multi-fund account	1,504,237.77				1,942.80				1,942.80
GOB Series 2013 - Jail Project	161,772.71				307.91				307.91
Sub Totals	1,666,010.48				2,250.71				
Certificates of Deposit Invested by Cash Flow									
Texas Regional Bank									
General Fund (F.10)		2,400,000.00				3,642.02			3,642.02
Sub Totals		2,400,000.00				3,642.02			
Security State Bank & Trust									
General Fund (F.10)		600,000.00				721.91			721.91
Sub Totals		600,000.00				721.91			
Certificates of Deposit For Public Entities (CDARS) ... invested by cash flow									
Security State Bank & Trust									
General Fund (F.10)			1,000,000.00			1,827.63			1,827.63
Sub Totals			1,000,000.00			1,827.63			
Negotiable Certificates of Deposit General Fund (10.) ... invested by cash flow									
Multi-Bank Securities ... Broker									
Pershing LLC ... securities holder									
General Fund (F.10)				500,000.00				424.66	424.66
Sub Totals				500,000.00				424.66	
Financial Northeastern Company ... Broker									
Pershing LLC ... securities holder									
General Fund (F.10)				1,000,000.00				805.15	805.15
Sub Totals				1,000,000.00				805.15	
Totals ... For Covered Periods Invested Funds	4,871,906.22	3,000,000.00	1,000,000.00	1,500,000.00					
Totals ... For Covered Periods Interest					7,471.24	4,363.93	1,827.63	1,229.81	14,892.61

COUNTY OF GILLESPIE

Investment Type ... Interest Accrual
For the Period of July.2018 through September.2018

Financial Institution	September.2018								
	Investment Type	Fully Accrued Interest							
Investment Account Description	Investment Pool	Certificates of Deposit	Certificates of Deposit for Public Entities (CDARS)	Negotiable Certificates of Deposit	Investment Pool	Certificates of Deposit	Certificates of Deposit for Public Entities (CDARS)	Negotiable Certificates of Deposit	Totals
Investment Pool for Public Entities									
TexPool									
General Account ... multi-fund account	3,070,085.27				5,026.55				5,026.55
GOB Series 2013 - Jail Project	0.00				0.00				0.00
COB 2001/Ref 2010 Interest & Sinking	0.00				0.00				0.00
County Clerk Holding In Trust	123,614.82				202.37				202.37
District Clerk Holding In Trust	17,453.16				28.59				28.59
Sub Totals	3,211,153.25				5,257.51				
TexasClass									
General Account ... multi-fund account	1,507,040.12				2,802.35				2,802.35
GOB Series 2013 - Jail Project	162,074.08				301.37				301.37
Sub Totals	1,669,114.20				3,103.72				
Certificates of Deposit Invested by Cash Flow									
Texas Regional Bank									
General Fund (F.10)		2,400,000.00				3,648.20			3,648.20
Sub Totals		2,400,000.00				3,648.20			
Security State Bank & Trust									
General Fund (F.10)		600,000.00				721.91			721.91
Sub Totals		600,000.00				721.91			
Certificates of Deposit For Public Entities (CDARS) ... invested by cash flow									
Security State Bank & Trust									
General Fund (F.10)			1,000,000.00				1,768.63		1,768.63
Sub Totals			1,000,000.00				1,768.63		
Negotiable Certificates of Deposit General Fund (10.) ... invested by cash flow									
Multi-Bank Securities ... Broker									
Pershing LLC ... securities holder									
General Fund (F.10)				500,000.00				424.66	424.66
Sub Totals				500,000.00				424.66	
Financial Northeastern Company ... Broker									
Pershing LLC ... securities holder									
General Fund (F.10)				1,000,000.00				1,863.78	1,863.78
Sub Totals				1,000,000.00				1,863.78	
Totals ... For Covered Periods Invested Funds	4,880,267.45	3,000,000.00	1,000,000.00	1,500,000.00					
Totals ... For Covered Periods Interest Earnings					8,361.23	4,370.11	1,768.63	2,288.44	16,788.41

COUNTY OF GILLESPIE

Checking, Sweep, Money Market Accounts ... Interest Accrual
Period of July.2018 Through September.2018

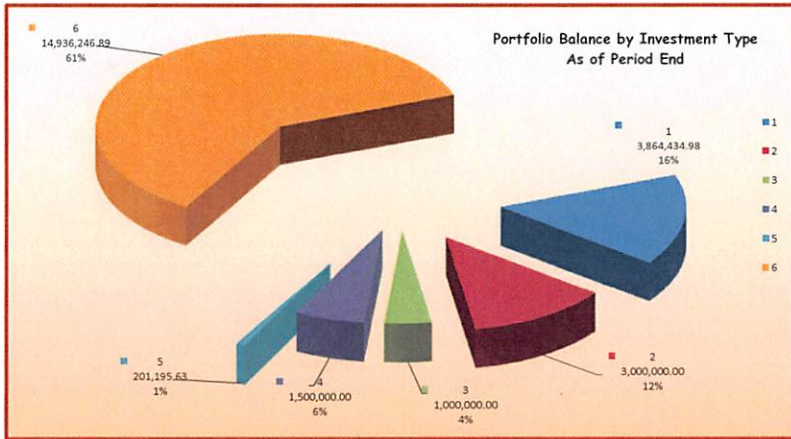
Financial Institution	July.2018							August.2018							September.2018							
	Investment Type			Fully Accrued Interest				Investment Type			Fully Accrued Interest				Investment Type			Fully Accrued Interest				
	Checking	Sweep	Money Market	Checking	Sweep	Money Market	Totals	Checking	Sweep	Money Market	Checking	Sweep	Money Market	Totals	Checking	Sweep	Money Market	Checking	Sweep	Money Market	Totals	
Security State Bank & Trust County Depository																						
Checking Accounts																						
General Account ... multi-fund account	11.01			0.01			0.01	118.01				0.02			0.02	1.02				0.02		0.02
COB Series 2001 / Ref 2010 Interest & Sinking	1.00			0.00			0.00	1.00				0.00			0.00	1.00				0.00		0.00
GOB Series 2013 - Jail Project	1.00			0.00			0.00	1.00				0.00			0.00	1.00				0.00		0.00
GOB Series 2013 - Interest & Sinking	1.00			0.00			0.00	1.00				0.00			0.00	1.00				0.00		0.00
County Attorney Hot Check	17,980.39			1.44			1.44	19,573.70				1.50			1.50	19,843.17				1.52		1.52
Justice of Peace No 1	42,861.03			4.91			4.91	69,093.69				4.76			4.76	66,444.20				4.81		4.81
Justice of Peace No 2	17,947.32			2.24			2.24	29,753.26				1.92			1.92	29,466.72				2.02		2.02
County Clerk ... General Operating	59,944.15			10.55			10.55	129,878.09				7.90			7.90	118,552.08				8.58		8.58
District Clerk ... General Operating	62,448.73			8.06			8.06	75,769.56				5.56			5.56	108,038.63				6.52		6.52
Sweep Accounts																						
General Account ... multi-fund account		14,573,091.24			24,458.69		24,458.69		12,736,128.27				22,694.03		22,694.03		11,433,412.19				17,938.90	17,938.90
COB Series 2001 / Ref 2010 Interest & Sinking		36,409.73			58.52		58.52		29,424.31				52.28		52.28		29,905.41				44.30	44.30
GOB Series 2013 - Jail Project		28,039.08			45.56		45.56		28,085.51				46.43		46.43		28,127.52				42.01	42.01
GOB Series 2013 - Interest & Sinking		298,706.84			481.84		481.84		78,918.66				247.18		247.18		81,339.81				119.53	119.53
Money Market Accounts																						
(none)							0.00								0.00							0.00
Totals	201,195.63	14,936,246.89	0.00	27.21	25,044.61	0.00	25,071.82	324,189.31	12,872,556.75	0.00	21.66	23,039.92	0.00	23,061.58	342,348.82	11,572,784.93	0.00	23.47	18,144.74	0.00	18,168.21	
Total Interest Accruals for Covered Periods	Interest Earnings For Covered Period First Month of Reporting Period			27.21	25,044.61	0.00	25,071.82	Interest Earnings For Covered Period First Two Months of Reporting Period			48.87	48,084.53	0.00	48,133.40	Interest Earnings For Covered Period Full Three Months of Reporting Period			72.34	66,229.27	0.00	66,301.61	

COUNTY OF GILLESPIE

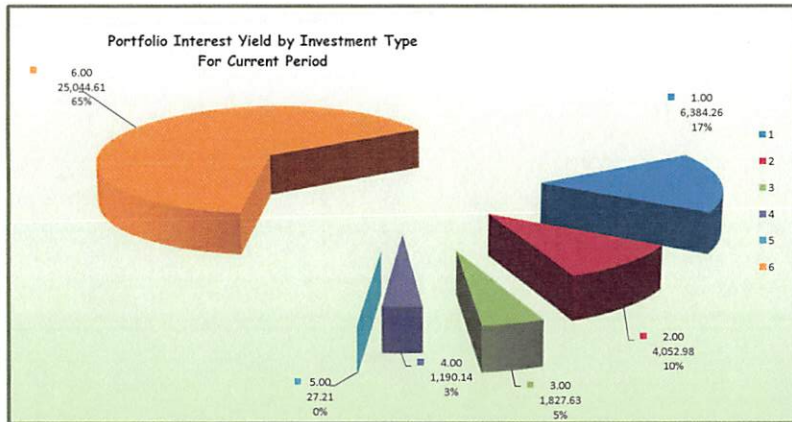
Comparison of Investment to Investment Yield
For Period of July.2018

Financial Institution	As of July 31, 2018						For the Period of July.2018							
	Account Balance By Investment Type						Interest Yield By Investment Type							
Investment Account Description	Investment Pools	Certificates of Deposit	Certificates of Deposit for Public Entities (CDARS)	Negotiable Certificates of Deposit	Checking	Sweep	Totals	Investment Pools	Certificates of Deposit	Certificates of Deposit for Public Entities (CDARS)	Negotiable Certificates of Deposit	Checking	Sweep	Totals
TexPool														
Investment Pool for Public Entities														
General Account ... multi-fund account	3,060,067.50						3,060,067.50	4,903.17						4,903.17
GOB Series 2013 ... Jail Project	0.00						0.00	0.00						0.00
COB Series 2001 / GORefunding 2010 Interest & S	0.00						0.00	0.00						0.00
County Clerk ... Holding In Trust	123,211.51						123,211.51	197.41						197.41
District Clerk ... Holding In Trust	17,396.20						17,396.20	27.89						27.89
Sub-totals	3,200,675.21							5,128.47						
Texas Class														
Investment Pool for Public Entities														
General Account ... multi-fund account	502,294.97						502,294.97	950.31						950.31
GOB Series 2013 ... Jail Project	161,464.80						161,464.80	305.48						305.48
Sub-totals	663,759.77							1,255.79						
Texas Regional Bank														
Certificates of Deposit														
General Fund (10.)		2,400,000.00					2,400,000.00		3,354.35					3,354.35
Security State Bank & Trust														
County Depository														
Certificates of Deposit														
General Fund (10.)		600,000.00					600,000.00		698.63					698.63
Checking Accounts														
General Account ... multi-fund account					11.01		11.01					0.01		0.01
COB 2001/Ref 2010 Interest & Sinking					1.00		1.00					0.00		0.00
GOB Series 2013 ... Jail Project					1.00		1.00					0.00		0.00
GOB Series 2013 ... Jail Project Interest & Sinking					1.00		1.00					0.00		0.00
County Attorney Hot Check Program					17,980.39		17,980.39					1.44		1.44
Justice of Peace No 1					42,861.03		42,861.03					4.91		4.91
Justice of Peace No 2					17,947.32		17,947.32					2.24		2.24
County Clerk ... General Operating					59,944.15		59,944.15					10.55		10.55
District Clerk ... General Operating					62,448.73		62,448.73					8.06		8.06
Sub-totals					201,195.63							27.21		
Sweep Accounts														
General Account ... multi-fund account						14,573,091.24	14,573,091.24						24,458.69	24,458.69
COB 2001/Ref 2010 Interest & Sinking						36,409.73	36,409.73						58.52	58.52
GOB Series 2013 ... Jail Project Account						28,039.08	28,039.08						45.56	45.56
GOB Series 2013 ... Interest & Sinking						298,706.84	298,706.84						481.84	481.84
Sub-totals						14,936,246.89							25,044.61	
CDARS														
General Fund (10.)			1,000,000.00				1,000,000.00		1,827.63					1,827.63
Multi-Bank Securities														
Broker														
Negotiable Certificates of Deposit														
General Fund (10.)				500,000.00			500,000.00				410.96			410.96
Financial Northeastern														
Broker														
Negotiable Certificates of Deposit														
General Fund (10.)				1,000,000.00			1,000,000.00				779.18			779.18
Account Balance Totals														
	3,864,434.98	3,000,000.00	1,000,000.00	1,500,000.00	201,195.63	14,936,246.89	24,501,877.50							
Interest Accrual Totals														
								6,384.26	4,052.98	1,827.63	1,190.14	27.21	25,044.61	38,526.83

Comparison of Investment to Investment Yield
For Period of July.2018



Investment Type	Balance	Investment Type	Balance	Investment Type	Balance
1	3,864,434.98	Investment Pools	3,200,675.21	TexPool	
2	3,000,000.00	Certificates of Deposit	2,400,000.00	Texas Class	
3	1,000,000.00	Certificates of Deposit for Public Entities (CDARS)	600,000.00	Texas Regional Bank	
4	1,500,000.00	Negotiable Certificates of Deposit	500,000.00	Security State Bank & Trust	
5	201,195.63	Checking Accounts	1,000,000.00	Multi-Bank Securities	
6	14,936,246.89	Sweep Accounts		Financial Northeastern Company	
	\$ 24,501,877.50	Total			



Investment Type	Yield	Investment Type	Yield	Investment Type	Yield
1	6,384.26	Investment Pools	5,128.47	TexPool	
2	4,052.98	Certificates of Deposit	1,255.79	Texas Class	
3	1,827.63	Certificates of Deposit for Public Entities (CDARS)	3,354.35	Texas Regional Bank	
4	1,190.14	Negotiable Certificates of Deposit	698.63	Security State Bank & Trust	
5	27.21	Checking Accounts	410.96	Multi-Bank Securities	
6	25,044.61	Sweep Accounts	779.18	Financial Northeastern Company	
	\$ 38,526.83	Total			

Custodial Risk .. All deposits are collateralized 100%, all collateral (exclusive FDIC coverage) is placed with a third party that is not a depository of the County, and collateral is pledged to Gillespie County. The County does not invest in CDARS.
Security State Bank & Trust (County Depository) with Frost National Bank, San Antonio, Texas
Texas Regional Bank with Federal Home Loan Bank of Dallas
Multi Bank Securities (Broker) with Pershing LLC

Interest Rate Risk .. The County Investment Policy does not place limits on investment maturities as a means of managing its exposure to fair value losses arising from increasing interest rates.

Credit Risk .. At July.2018 .. The County had no investments in commercial paper, corporate bonds, mutual funds. The investment pool TexPool was rated AAAM by Standard & Poor's. The investment pool Texas Class was rated AAAm by Standard. Poor's

Concentration of Credit Risk .. The County does not place any limit on the amount the County may invest with any one issuer.

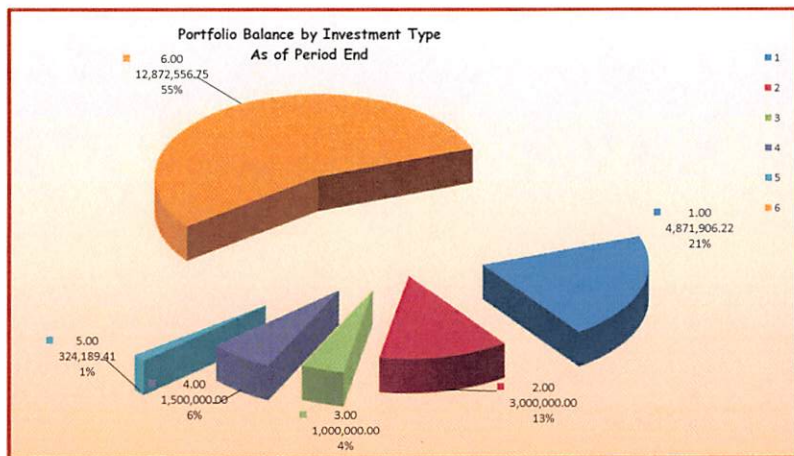
COUNTY OF GILLESPIE

Comparison of Investment to Investment Yield
For Period of August.2018

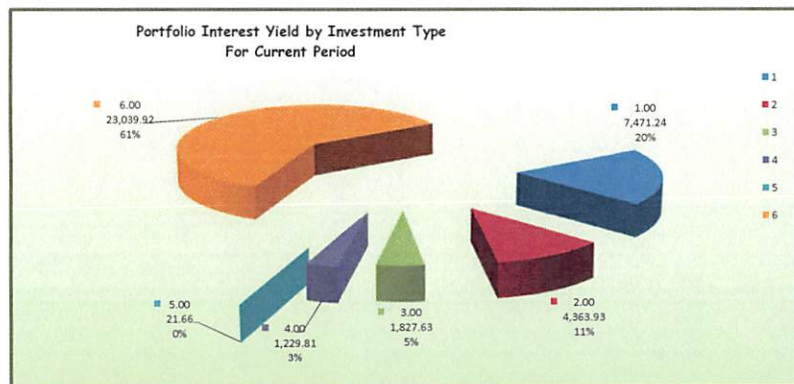
Financial Institution	As of August 31, 2018							For the Period of August.2018						
	Account Balance By Investment Type							Interest Yield By Investment Type						
	Investment Pools	Certificates of Deposit	Certificates of Deposit for Public Entities (CDARS)	Negotiable Certificates of Deposit	Checking	Sweep	Totals	Investment Pools	Certificates of Deposit	Certificates of Deposit for Public Entities (CDARS)	Negotiable Certificates of Deposit	Checking	Sweep	Totals
TexPool														
Investment Pool for Public Entities														
General Account ... multi-fund account	3,065,058.72						3,065,058.72	4,991.22						4,991.22
GOB Series 2013 ... Jail Project	0.00						0.00	0.00						0.00
COB Series 2001 / GORefunding 2010 Interest &	0.00						0.00	0.00						0.00
County Clerk ... Holding In Trust	123,412.45						123,412.45	200.94						200.94
District Clerk ... Holding In Trust	17,424.57						17,424.57	28.37						28.37
Sub-totals	3,205,895.74							5,220.53						
Texas Class														
Investment Pool for Public Entities														
General Account ... multi-fund account	1,504,237.77						1,504,237.77	1,942.80						1,942.80
GOB Series 2013 ... Jail Project	161,772.71						161,772.71	307.91						307.91
Sub-totals	1,666,010.48							2,250.71						
Texas Regional Bank														
Certificates of Deposit														
General Fund (10.)		2,400,000.00					2,400,000.00		3,642.02					3,642.02
Security State Bank & Trust														
County Depository														
Certificates of Deposit														
General Fund (10.)		600,000.00					600,000.00		721.91					721.91
Checking Accounts														
General Account ... multi-fund account					118.11		118.11					0.02		0.02
COB 2001/Ref 2010 Interest & Sinking					1.00		1.00					0.00		0.00
GOB Series 2013 ... Jail Project					1.00		1.00					0.00		0.00
Sinking					1.00		1.00					0.00		0.00
County Attorney Hot Check Program					19,573.70		19,573.70					1.50		1.50
Justice of Peace No 1					69,093.69		69,093.69					4.76		4.76
Justice of Peace No 2					29,753.26		29,753.26					1.92		1.92
County Clerk ... General Operating					129,878.09		129,878.09					7.90		7.90
District Clerk ... General Operating					75,769.56		75,769.56					5.56		5.56
Sub-totals					324,189.41							21.66		
Sweep Accounts														
General Account ... multi-fund account						12,736,128.27	12,736,128.27						22,694.03	22,694.03
COB 2001/Ref 2010 Interest & Sinking						29,424.31	29,424.31						52.28	52.28
GOB Series 2013 ... Jail Project Account						28,085.51	28,085.51						46.43	46.43
GOB Series 2013 ... Interest & Sinking						78,918.66	78,918.66						247.18	247.18
Sub-totals						12,872,556.75							23,039.92	
CDARS														
General Fund (10.)			1,000,000.00				1,000,000.00		1,827.63					1,827.63
Multi-Bank Securities														
Broker														
Negotiable Certificates of Deposit														
General Fund (10.)				500,000.00			500,000.00				424.66			424.66
Financial Northeastern														
Broker														
Negotiable Certificates of Deposit														
General Fund (10.)				1,000,000.00			1,000,000.00				805.15			805.15
Account Balance Totals	4,871,906.22	3,000,000.00	1,000,000.00	1,500,000.00	324,189.41	12,872,556.75	23,568,652.38							
Interest Accrual Totals								7,471.24	4,363.93	1,827.63	1,229.81	21.66	23,039.92	37,954.19

COUNTY OF GILLESPIE

Comparison of Investment to Investment Yield
For Period of August.2018



Investment Type	Balance	Investment Type	Balance	Investment Type	Balance
1	4,871,906.22	Investment Pools	3,205,895.74	TexPool	
2	3,000,000.00	Certificates of Deposit	2,400,000.00	Texas Class	
			161,772.71	Texas Regional Bank	
			600,000.00	Security State Bank & Trust	
3	1,000,000.00	Certificates of Deposit for Public Entities (CDARS)		Security State Bank & Trust	
4	1,500,000.00	Negotiable Certificates of Deposit	500,000.00	Multi-Bank Securities	
5	324,189.41	Checking Accounts	1,000,000.00	Financial Northeastern Company	
6	12,872,556.75	Sweep Accounts			
	\$ 23,568,652.38	Total			



Investment Type	Yield	Investment Type	Yield	Investment Type	Yield
1	7,471.24	Investment Pools	5,220.53	TexPool	
			2,250.71	Texas Class	
2	4,363.93	Certificates of Deposit	3,642.02	Texas Regional Bank	
			721.91	Security State Bank & Trust	
3	1,827.63	Certificates of Deposit for Public Entities (CDARS)		Security State Bank & Trust	
4	1,229.81	Negotiable Certificates of Deposit	424.66	Multi-Bank Securities	
			805.15	Financial Northeastern Company	
5	21.66	Checking Accounts			
6	23,039.92	Sweep Accounts			
	\$ 37,954.19	Total			

Custodial Risk . All deposits are collateralized 100%, all collateral (exclusive FDIC coverage) is placed with a third party that is not a depository of the County, and collateral is pledged to Gillespie County. The County does not invest in CDARS.

Security State Bank & Trust (County Depository) with Frost National Bank, San Antonio, Texas
Texas Regional Bank with Federal Home Loan Bank of Dallas
Multi Bank Securities (Broker) with Pershing LLC

Interest Rate Risk . The County Investment Policy does not place limits on investment maturities as a means of managing its exposure to fair value losses arising from increasing interest rates.

Credit Risk .. At August.2018 .. The County had no investments in commercial paper, corporate bonds, mutual funds.
The investment pool TexPool was rated AAAM by Standard & Poor's
The investment pool Texas Class was rated AAAM by Standard Poor's

Concentration of Credit Risk . The County does not place any limit on the amount the County may invest with any one issuer.

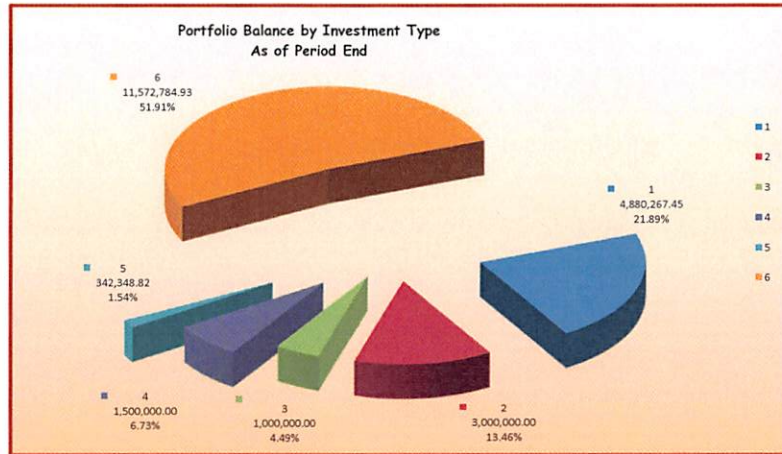
COUNTY OF GILLESPIE

Comparison of Investment to Investment Yield
For Period of September.2018

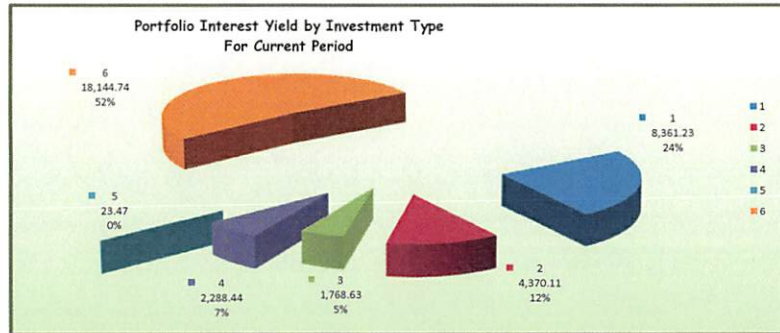
Financial Institution	As of September 30, 2018						For the Period of September.2018							
	Account Balance By Investment Type						Interest Yield By Investment Type							
Investment Account Description	Investment Pools	Certificates of Deposit	Certificates of Deposit for Public Entities (CDARS)	Negotiable Certificates of Deposit	Checking	Sweep	Totals	Investment Pools	Certificates of Deposit	Certificates of Deposit for Public Entities (CDARS)	Negotiable Certificates of Deposit	Checking	Sweep	Totals
TexPool														
Investment Pool for Public Entities														
General Account ... multi-fund account	3,070,085.27						3,070,085.27	5,026.55						5,026.55
GOB Series 2013 ... Jail Project	0.00						0.00	0.00						0.00
COB Series 2001 / GORefunding 2010 Interest &	0.00						0.00	0.00						0.00
County Clerk ... Holding In Trust	123,614.82						123,614.82	202.37						202.37
District Clerk ... Holding In Trust	17,453.16						17,453.16	28.59						28.59
Sub-totals	3,211,153.25							5,257.51						
Texas Class														
Investment Pool for Public Entities														
General Account ... multi-fund account	1,507,040.12						1,507,040.12	2,802.35						2,802.35
GOB Series 2013 ... Jail Project	162,074.08						162,074.08	301.37						301.37
Sub-totals	1,669,114.20							3,103.72						
Texas Regional Bank														
Certificates of Deposit														
General Fund (10.)		2,400,000.00					2,400,000.00		3,648.20					3,648.20
Security State Bank & Trust														
County Depository														
Certificates of Deposit														
General Fund (10.)		600,000.00					600,000.00		721.91					721.91
Checking Accounts														
General Account ... multi-fund account					1.02		1.02					0.02		0.02
COB 2001/Ref 2010 Interest & Sinking					1.00		1.00					0.00		0.00
GOB Series 2013 ... Jail Project					1.00		1.00					0.00		0.00
Sinking					1.00		1.00					0.00		0.00
County Attorney Hot Check Program					19,843.17		19,843.17					1.52		1.52
Justice of Peace No 1					66,444.20		66,444.20					4.81		4.81
Justice of Peace No 2					29,466.72		29,466.72					2.02		2.02
County Clerk ... General Operating					118,552.08		118,552.08					8.58		8.58
District Clerk ... General Operating					108,038.63		108,038.63					6.52		6.52
Sub-totals					342,348.82							23.47		
Sweep Accounts														
General Account ... multi-fund account						11,433,412.19	11,433,412.19						17,938.90	17,938.90
COB 2001/Ref 2010 Interest & Sinking						29,905.41	29,905.41						44.30	44.30
GOB Series 2013 ... Jail Project Account						28,127.52	28,127.52						42.01	42.01
GOB Series 2013 ... Interest & Sinking						81,339.81	81,339.81						119.53	119.53
Sub-totals						11,572,784.93							18,144.74	
CDARS														
General Fund (10.)			1,000,000.00				1,000,000.00		1,768.63					1,768.63
Multi-Bank Securities														
Broker														
Negotiable Certificates of Deposit														
General Fund (10.)				500,000.00			500,000.00				424.66			424.66
Financial Northeastern														
Broker														
Negotiable Certificates of Deposit														
General Fund (10.)				1,000,000.00			1,000,000.00			1,863.78				1,863.78
Account Balance Totals	4,880,267.45	3,000,000.00	1,000,000.00	1,500,000.00	342,348.82	11,572,784.93	22,295,401.20							
Interest Accrual Totals								8,361.23	4,370.11	1,768.63	2,288.44	23.47	18,144.74	34,956.62

COUNTY OF GILLESPIE

Comparison of Investment to Investment Yield
For Period of September.2018



Investment Type	Balance	Investment Type	Balance	Investment Type	Balance
1	4,880,267.45	Investment Pools	3,211,153.25	TexPool	
2	3,000,000.00	Certificates of Deposit	2,400,000.00	Texas Class	
			600,000.00	Texas Regional Bank	
				Security State Bank & Trust	
3	1,000,000.00	Certificates of Deposit for Public Entities (CDARS)		Security State Bank & Trust	
4	1,500,000.00	Negotiable Certificates of Deposit	500,000.00	Multi-Bank Securities	
			1,000,000.00	Financial Northeastern Company	
5	342,348.82	Checking Accounts			
6	11,572,784.93	Sweep Accounts			
	\$ 22,295,401.20	Total			



Investment Type	Yield	Investment Type	Yield	Investment Type	Yield
1	8,361.23	Investment Pools	5,257.51	TexPool	
			3,103.72	Texas Class	
2	4,370.11	Certificates of Deposit	3,648.20	Texas Regional Bank	
			721.91	Security State Bank & Trust	
3	1,768.63	Certificates of Deposit for Public Entities (CDARS)		Security State Bank & Trust	
4	2,288.44	Negotiable Certificates of Deposit	424.66	Multi-Bank Securities	
			1,863.78	Financial Northeastern Company	
5	23.47	Checking Accounts			
6	18,144.74	Sweep Accounts			
	\$ 34,956.62	Total			

Custodial Risk .. All deposits are collateralized 100%, all collateral (exclusive FDIC coverage) is placed with a third party that is not a depository of the County, and collateral is pledged to Gillespie County. The County does not invest in CDARS.
Security State Bank & Trust (County Depository) with Frost National Bank, San Antonio, Texas
Texas Regional Bank with Federal Home Loan Bank of Dallas
Multi Bank Securities (Broker) with Pershing LLC

Interest Rate Risk .. The County Investment Policy does not place limits on investment maturities as a means of managing its exposure to fair value losses arising from increasing interest rates.

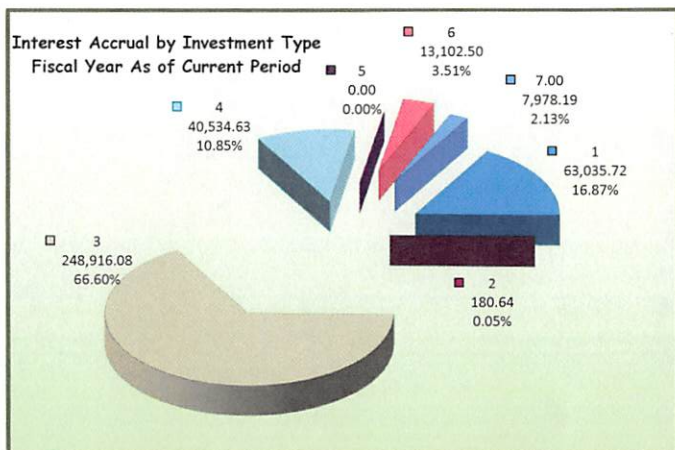
Credit Risk .. At September.2018 .. The County had no investments in commercial paper, corporate bonds, mutual funds. The investment pool TexPool was rated AAAM by Standard & Poor's. The investment pool Texas Class was rated AAAM by Standard & Poor's.

Concentration of Credit Risk .. The County does not place any limit on the amount the County may invest with any one issuer.

COUNTY OF GILLESPIE

Comparison of Interest Accrual
October 2017 - September 2018
Funds Managed by County Treasurer

Investment Type	October 2017 through September 2018												Interest Earned As of
	Oct.2017	Nov.2017	Dec.2017	Jan.2018	Feb.2018	Mar.2018	Apr.2018	May.2018	Jun.2018	Jul.2018	Aug.2018	Sep.2018	Year To Date
Investment Pools	3,457.92	3,332.10	3,852.25	4,258.15	3,984.84	4,970.40	5,309.97	5,729.97	5,923.39	6,384.26	7,471.24	8,361.23	63,035.72
Depository Checking	9.63	9.38	11.64	11.35	8.78	12.54	14.00	11.39	19.59	27.21	21.66	23.47	180.64
Depository Sweep	12,845.27	12,083.29	12,964.61	21,273.43	23,192.02	24,797.06	25,660.50	26,868.84	23,001.79	25,044.61	23,039.92	18,144.74	248,916.08
Certificate of Deposit	1,877.03	2,545.42	2,709.89	2,970.06	3,213.49	2,962.44	3,429.35	3,809.43	4,230.50	4,052.98	4,363.93	4,370.11	40,534.63
Agency /Treasury	0.00	0.00	0.00	0.00	0.00	0.00	0.00	0.00	0.00	0.00	0.00	0.00	0.00
Negotiable Certificate of Deposit	0.00	0.00	0.00	424.66	424.66	383.56	781.37	1,755.75	4,624.11	1,190.14	1,229.81	2,288.44	13,102.50
Certificate of Deposit for Public Entities (CDARS)	0.00	0.00	0.00	0.00	0.00	0.00	345.31	345.21	1,863.78	1,827.63	1,827.63	1,768.63	7,978.19
Monthly Totals	18,189.85	17,970.19	19,538.39	28,937.65	30,823.79	33,126.00	35,540.50	38,520.59	39,663.16	38,526.83	37,954.19	34,956.62	373,747.76
Year To Date Totals	18,189.85	36,160.04	55,698.43	84,636.08	115,459.87	148,585.87	184,126.37	222,646.96	262,310.12	300,836.95	338,791.14	373,747.76	



Investment Type	Amount	Investment Details
Investment Pools	63,035.72	52,998.97 TexPool 10,036.75 Texas Class
Depository Checking	180.64	
Depository Sweep	248,916.08	
Certificate of Deposit	40,534.63	30,277.99 Texas Regional Bank 10,256.64 Security State Bank & Trust
Agency /Treasury	0.00	
Negotiable Certificate of Deposit	13,102.50	6,184.26 Multi-Bank Securities ... broker 6,918.24 Financial Northeastern ... broker
Certificate of Deposit for Public Entities (CDARS)	7,978.19	
Totals	373,747.76	

COUNTY OF GILLESPIE

Comparison of Interest Accrual
October 2017 - September 2018
Funds Managed by County Treasurer

Investment Type	October.2017 through September.2018												Interest Earned As of
Investment Pools	Oct.2017	Nov.2017	Dec.2017	Jan.2018	Feb.2018	Mar.2018	Apr.2018	May.2018	Jun.2018	Jul.2018	Aug.2018	Sep.2018	Year To Date
TexPool ... Investment Pool for Public Funds													
General Account ... multi-fund account	3,083.90	3,041.50	3,522.38	3,892.93	3,641.71	4,552.00	4,861.60	4,788.57	4,540.88	4,903.17	4,991.22	5,026.55	50,846.41
GOB Series 2013 ... Jail Project	0.00	0.00	0.00	0.00	0.00	0.00	0.00	0.00	0.00	0.00	0.00	0.00	0.00
COB Series 2001 / Ref 2010 Interest & Sinking	0.62	0.60	0.69	0.92	0.84	0.84	0.00	0.00	0.00	0.00	0.00	0.00	4.51
County Clerk ... Holding In Trust	106.67	105.19	121.88	134.67	125.97	157.45	168.18	178.75	182.86	197.41	200.94	202.37	1,882.34
District Clerk ... Holding In Trust	15.05	14.87	17.19	19.02	17.76	22.24	23.72	25.22	25.79	27.89	28.37	28.59	265.71
<i>Sub-totals</i>	3,209.24	3,162.16	3,662.14	4,047.54	3,786.28	4,732.53	5,053.50	4,992.54	4,749.53	5,128.47	5,220.53	5,257.51	52,998.97
Texas Class ... Investment Pool for Public Funds													
General Account ... multi-fund account	0.00	0.00	0.00	0.00	0.00	0.00	0.00	456.36	888.30	950.31	1,942.80	2,802.35	7,040.12
GOB Series 2013 ... Jail Project	251.68	169.94	190.11	210.61	198.56	237.87	256.47	281.07	285.56	305.48	307.91	301.37	2,996.63
	251.68	169.94	190.11	210.61	198.56	237.87	256.47	281.07	285.56	305.48	307.91	301.37	10,638.75
Monthly Totals	3,457.92	3,332.10	3,852.25	4,258.15	3,984.84	4,970.40	5,309.97	5,729.97	5,923.39	6,384.26	7,471.24	8,361.23	63,035.72
Year To Date Totals	3,457.92	6,790.02	10,642.27	14,900.42	18,885.26	23,855.66	29,165.63	34,895.60	40,818.99	47,203.25	54,674.49	63,035.72	

Investment Type	October.2017 through September.2018												Interest Earned As of
Depository Checking Accounts	Oct.2017	Nov.2017	Dec.2017	Jan.2018	Feb.2018	Mar.2018	Apr.2018	May.2018	Jun.2018	Jul.2018	Aug.2018	Sep.2018	Year To Date
Security State Bank & Trust													
General Account ... multi-fund account	0.00	0.00	0.01	0.02	0.01	0.00	0.01	0.00	0.02	0.01	0.02	0.02	0.12
COB Series 2001 / Ref 2010 Interest & Sinking	0.00	0.00	0.00	0.00	0.00	0.00	0.00	0.00	0.00	0.00	0.00	0.00	0.00
GOB Series 2013 ... Jail Project	0.00	0.00	0.00	0.00	0.00	0.00	0.00	0.00	0.00	0.00	0.00	0.00	0.00
GOB Series 2013 ... Jail Project Interest & Sinking	0.00	0.00	0.00	0.00	0.00	0.00	0.00	0.00	0.00	0.00	0.00	0.00	0.00
County Attorney Hot Check	0.58	0.58	0.59	0.71	0.66	0.73	0.69	0.66	0.99	1.44	1.50	1.52	10.65
Justice of Peace No 1	1.94	2.17	2.68	2.59	2.18	2.94	2.96	2.29	3.84	4.91	4.76	4.81	38.07
Justice of Peace No 2	0.98	0.92	1.20	0.99	0.97	1.42	1.49	0.91	1.60	2.24	1.92	2.02	16.66
County Clerk ... General Operating	3.03	2.52	3.57	3.19	2.18	3.69	4.32	4.04	7.29	10.55	7.90	8.58	60.86
District Clerk ... General Operating	3.10	3.19	3.59	3.85	2.78	3.76	4.53	3.49	5.85	8.06	5.56	6.52	54.28
Monthly Totals	9.63	9.38	11.64	11.35	8.78	12.54	14.00	11.39	19.59	27.21	21.66	23.47	180.64
Year To Date Totals	9.63	19.01	30.65	42.00	50.78	63.32	77.32	88.71	108.30	135.51	157.17	180.64	

Investment Type	October.2017 through September.2018												Interest Earned As of
Sweep Accounts	Oct.2017	Nov.2017	Dec.2017	Jan.2018	Feb.2018	Mar.2018	Apr.2018	May.2018	Jun.2018	Jul.2018	Aug.2018	Sep.2018	Year To Date
Security State Bank & Trust													
General Account ... multi-fund account	12,706.01	11,914.19	12,646.63	20,351.44	22,725.32	24,424.01	25,224.37	26,367.46	22,513.31	24,458.69	22,694.03	17,938.90	243,964.36
COB Series 2001 / Ref 2010 Interest & Sinking	27.54	31.78	53.67	145.48	68.99	31.94	39.72	48.18	48.20	58.52	52.28	44.30	650.60
GOB Series 2013 ... Jail Project	57.47	38.45	35.54	44.37	40.46	43.61	47.44	42.94	38.87	45.56	46.43	42.01	523.15
GOB Series 2013 ... Jail Project Interest & Sinking	54.25	98.87	228.77	732.14	357.25	297.50	348.97	410.26	401.41	481.84	247.18	119.53	3,777.97
Monthly Totals	12,845.27	12,083.29	12,964.61	21,273.43	23,192.02	24,797.06	25,660.50	26,868.84	23,001.79	25,044.61	23,039.92	18,144.74	248,916.08
Year To Date Totals	12,845.27	24,928.56	37,893.17	59,166.60	82,358.62	107,155.68	132,816.18	159,685.02	182,686.81	207,731.42	230,771.34	248,916.08	

COUNTY OF GILLESPIE

Comparison of Interest Accrual
 October 2017 - September 2018
 Funds Managed by County Treasurer

Investment Type	October.2017 through September.2018												Interest Earned As of
Certificate of Deposit	Oct.2017	Nov.2017	Dec.2017	Jan.2018	Feb.2018	Mar.2018	Apr.2018	May.2018	Jun.2018	Jul.2018	Aug.2018	Sep.2018	Year To Date
Texas Regional Bank													
General Fund (F 10)	1,334.54	1,466.80	1,666.04	1,891.45	2,138.30	2,046.16	2,503.61	3,077.93	3,508.59	3,354.35	3,642.02	3,648.20	30,277.99
Security State Bank & Trust													
General Fund (F 10)	542.49	1,078.62	1,043.85	1,078.61	1,075.19	916.28	925.74	731.50	721.91	698.63	721.91	721.91	10,256.64
Monthly Totals	1,877.03	2,545.42	2,709.89	2,970.06	3,213.49	2,962.44	3,429.35	3,809.43	4,230.50	4,052.98	4,363.93	4,370.11	40,534.63
Year To Date Totals	1,877.03	4,422.45	7,132.34	10,102.40	13,315.89	16,278.33	19,707.68	23,517.11	27,747.61	31,800.59	36,164.52	40,534.63	

Investment Type	October.2017 through September.2018												Interest Earned As of
Agency / Treasury	Oct.2017	Nov.2017	Dec.2017	Jan.2018	Feb.2018	Mar.2018	Apr.2018	May.2018	Jun.2018	Jul.2018	Aug.2018	Sep.2018	Year To Date
(none at present)	0.00	0.00	0.00	0.00	0.00	0.00	0.00	0.00	0.00	0.00	0.00	0.00	0.00
Monthly Totals	0.00	0.00	0.00	0.00	0.00	0.00	0.00	0.00	0.00	0.00	0.00	0.00	0.00
Year To Date Totals	0.00	0.00	0.00	0.00	0.00	0.00	0.00	0.00	0.00	0.00	0.00	0.00	0.00

Investment Type	October.2017 through September.2018												Interest Earned As of
Negotiable Certificate of Deposit	Oct.2017	Nov.2017	Dec.2017	Jan.2018	Feb.2018	Mar.2018	Apr.2018	May.2018	Jun.2018	Jul.2018	Aug.2018	Sep.2018	Year To Date
Multi-Bank Securities ... (broker)													
General Fund (F 10)	0.00	0.00	0.00	424.66	424.66	383.56	424.66	410.96	2,855.48	410.96	424.66	424.66	6,184.26
Financial Northeastern Company ... (broker)													
General Fund (F 10)	0.00	0.00	0.00	0.00	0.00	0.00	356.71	1,344.79	1,768.63	779.18	805.15	1,863.78	6,918.24
Monthly Totals	0.00	0.00	0.00	424.66	424.66	383.56	781.37	1,755.75	4,624.11	1,190.14	1,229.81	2,288.44	13,102.50
Year To Date Totals	0.00	0.00	0.00	424.66	849.32	1,232.88	2,014.25	3,770.00	8,394.11	9,584.25	10,814.06	13,102.50	

Investment Type	October.2017 through September.2018												Interest Earned As of
Certificate of Deposit for Public Entities (CDARS)	Oct.2017	Nov.2017	Dec.2017	Jan.2018	Feb.2018	Mar.2018	Apr.2018	May.2018	Jun.2018	Jul.2018	Aug.2018	Sep.2018	Year To Date
Security State Bank & Trust													
General Fund (F 10)	0.00	0.00	0.00	0.00	0.00	0.00	345.31	345.21	1,863.78	1,827.63	1,827.63	1,768.63	7,978.19
Monthly Totals	0.00	0.00	0.00	0.00	0.00	0.00	345.31	345.21	1,863.78	1,827.63	1,827.63	1,768.63	7,978.19
Year To Date Totals	0.00	0.00	0.00	0.00	0.00	0.00	345.31	690.52	2,554.30	4,381.93	6,209.56	7,978.19	

COUNTY OF GILLESPIE ... Investment Portfolio Summary ... For the Period Ending September 30, 2018

The State of Texas, County of Gillespie

Before me, the undersigned authority, this day personally appeared Laura Lundquist, County Treasurer, to me well known, who, being duly sworn, deposes and says that the above and foregoing report is true and correct.

Witness my hand and seal of office, this _____ day of _____, _____ A.D.

Mary Lynn Rusche, County Clerk
County of Gillespie, State of Texas

Compared, examined, and approved in open Commissioners' Court this _____ day of _____, _____ A.D.

Mark Stroeher, County Judge

Charles Olfers, Commissioner Pct. No. 1

William A. Roeder, Commissioner Pct. No. 2

Dennis Neffendorf, Pct. No. 3

Donald W. Schuch, Commissioner Pct. No. 4